



Years of
Passion for Dental
Excellence

HAHNENKRATT

Dental Excellence made by HAHNENKRATT

Made in Königsbach-Stein





90 Years of Passion for Dental Excellence

HAHNENKRATT

Our success story began more than 90 years ago.

E. HAHNENKRATT GmbH was founded in 1932 by master mechanic Emil Hahnenkratt in Pforzheim.

His passion for technology – for precision and innovation – has been passed down through the generations to his great-grandson and is reflected today in the consistent use of High-Tech in all areas of the company.

1932

Emil Hahnenkratt



Hendrik Schepperheyn, Managing Director and Owner
and Ann-Katrin Schepperheyn

2026

90 Years of
Passion for Dental
Excellence

HAHNENKRATT

Made in Königsbach-Stein

Quality and trust for over 90 years – 100% made in Germany

Since 1932, dentists worldwide in more than 120 countries have been successfully using HAHNENKRATT dental instruments, demonstrating their trust in our products.

A spirit of innovation, the use of high-tech in development and production, as well as the team spirit of our employees, form the foundation for the consistently high quality of our dental products. In-house development and special machine construction are at the heart of our four-generation-long success story.





Content

90 Years of Passion for Dental Excellence

HAHNENKRATT

10 BLACKline

10.00 BLACKline

10.01 BLACKline Mouth Mirrors
10.02 BLACKline MICRO Mirrors
10.03 BLACKline Explorers

20 Mouth Mirrors

20.00 Quality features of the Mirror

21.01 RELAX FS

22.01 ULTRA FS
22.02 MEGA FS Rhodium
22.03 MEGA FS TiCr

23.01 ULTRAvision FS
23.02 TOPvision FS Rhodium
23.03 TOPvision FS TiCr
23.04 SEplus
23.05 Economy

24.01 Laryngeal Mirrors

30 MICRO Mouth Mirrors

30.01 MEGAmicro FS Rhodium
ULTRAmicro FS

40 Handles for Mouth Mirrors

40.01 ERGOtouch
40.02 ERGOform, PEEK + stainless steel
40.03 ERGOform 134°
40.04 Handles, stainless steel in various designs

50 Photography Mirrors

50.01 Photography Mirrors

60 Explorers

60.01 ERGOtouch
60.02 ERGOform

70 Periodontometer

70.01 PSI Periodontometer

80 Root Post Systems

80.00 Overview

81.01 EXATEC, Titanium
81.02 EXATEC, HT Glassfiber

82.01 CYTEC, HT Glassfiber
82.02 CYTECpro, HT Glassfiber

83.01 CONTEC, HT Glassfiber
83.02 CONTECpro, HT Glassfiber

90 Matrixes

90.01 Matrixes
90.02 Matrix Retainers

100 Riveting Wheels

100.01 Riveting Wheels

IDS 2025 NEWS

IDS 2025 NEWS



BLACKline

The BLACKline instruments receive with a DLC Diamond Like Carbon coating a high-end finish.

Through the deep black, matte surface, distracting reflections are eliminated. This is an important aspect when working with magnifying glasses, which are becoming increasingly important, for example in endodontics.

The BLACKline increases working comfort while adding ergonomic elements and offers superior advantages for every purpose.

BLACKline

ULTRA FS

MEGA FS Rhodium

DLC Coating for High-End Finish

Eye-friendly work
under bright light and magnification due to the deep black, matt surface.

Precisely sharp reflection
thanks to front surface coating.

Optimized cheek retraction
through wide, contoured stem bases.

Highest reflection
for brilliant brightness, especially with ULTRA FS.

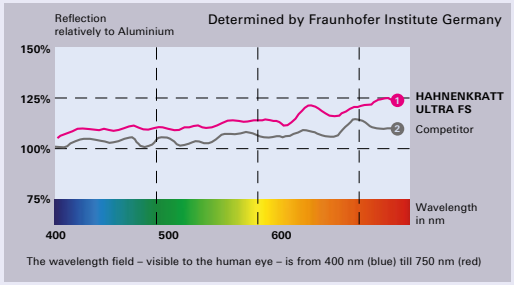

The wavelength field – visible to the human eye – is from 400 nm (blue) till 750 nm (red)



	BLACKline ULTRA FS / 3-Pack.			**SS-thread**	**CS-thread*)**
1	**BLACK ULTRA**	4–5 plane	Ø 22–24 mm	B6160–B6161	B6165–B6166
2	**BLACK ULTRAduo**	4–5 plane	Ø 22–24 mm	B6640–B6641	B6645–B6646
3	**BLACK ULTRAretract, bifurcated stem**	4–5 plane	Ø 22–24 mm	B6690–B6691	B6695–B6696

	BLACKline MEGA FS Rhodium / 3-Pack.			**SS-thread**	**CS-thread*)**
1	**BLACK MEGA**	4–5 plane	Ø 22–24 mm	B6060–B6061	B6070–B6071
2	**BLACK MEGAduo**	4–5 plane	Ø 22–24 mm	B6100 –B6101	B6170–B6171
3	**BLACK MEGAretract, bifurcated stem**	4–5 plane	Ø 22–24 mm	B6680–B6681	B6685–B6686

	BLACKline ERGOtouch Handles / each	**SS-thread**	**CS-thread*)**
4		B442	B443

***) Due to a larger thread-diameter, the CS-thread fits only on mouth mirrors with CS-thread. CS is mainly used in the USA, Canada, South-Korea and Spain.**

BLACKline

ULTRAmicro + ULTRAmicro flex

MEGAmicro + MEGAmicro flex

The MICRO mirrors are excellent for microsurgery, featuring a thickness of just 0.6 mm.

MICROflex comes with a flexible handle for individually adjusted mirror positioning.

The front surface coating results in an exceptionally sharp reflection, which is essential in microsurgery.

The ultra-bright HD-quality mirror offers a brilliantly color-true image. This combination makes the smallest details visible and allows for optimized work.



The BLACKline-finish prevents disturbing reflections for the eyes.

All MICRO mirrors have an SS thread and are compatible with all handles that have a SS-thread.

1



ULTRAmicro
MEGAmicro

2



ULTRAmicro flex
MEGAmicro flex

BLACKline	1	1	2	2
each	ULTRAmicro	MEGAmicro	ULTRAmicro flex	MEGAmicro flex
Ø 3 mm	B6181	B6200	B5181	B5200
Ø 5 mm	B6182	B6220	B5182	B5220
oval 3x6 mm	B6183	B6232	B5183	B5232
drop-shaped 3x6 mm	B6184	B6240	B5184	B5240

BLACKline ERGOtouch handles/ each	SS-thread
	B442

BLACKline

Handles + Explorers

The handles with DLC coating are hollow, making them perfectly balanced and lightweight in the hand. The textured design and recess provide a secure grip and pleasant tactile experience. The deep black, matt surface eliminates distracting light reflections.

The explorer parts are made out of surgical steel according to EN ISO 7492 and thus ensure a high bending strength and flexibility.

The handles are also available for mouth mirrors.

The Explorers are permanently fixed.

Autoclavable up to 134°C



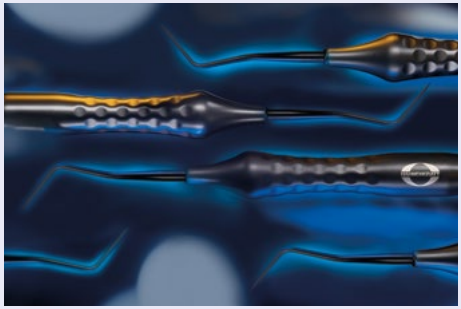

The Explorers are permanently fixed.

BLACKline ERGOtouch Explorers / each	**REF**				
	 **Form A 010 Fig. 23**	 **Form C 030 Fig. 8**	 **Form D 040 Fig. 9**	 **Form F 060 Fig. 6**	 **Form G 070 Fig. 17**
	B600A	B600C	B600D	B600F	B600G

BLACKline ERGOtouch Handles / each	**SS-thread**	**CS-thread*)**
	B442	B443

*) **Due to a larger thread-diameter, the CS-thread fits only on mouth mirrors with CS-thread. CS is mainly used in the USA, Canada, South-Korea and Spain.**

Mouth Mirrors

Quality features of the Mirror

Product	Design	Cataloge	Front Surface			Rear Surface	Eigenschaften			
			ULTRA	Rhodium	TiCr	Silver	Sharpness	Brightness	Acid Resistance	Anti-Stick-Effect
ULTRA FS		3.01	●				● ● ●	● ● ●	● ● ●	●
ULTRAvision FS		4.01	●				● ● ●	● ● ●	● ● ●	●
RELAX ULTRA FS		2.01	●				● ● ●	● ● ●	● ● ●	●
Fotospiegel ULTRA FS		8.01	●				● ● ●	● ● ●	● ● ●	●
MEGA FS Rhodium		3.02		●			● ● ●	● ●	● ● ●	● ● ●
TOPvision FS Rhodium		4.02		●			● ● ●	● ●	● ● ●	● ● ●
RELAX FS Rhodium		2.01		●			● ● ●	● ●	● ● ●	● ● ●
Fotospiegel FS Rhodium		8.01		●			● ● ●	● ●	● ● ●	● ● ●
MEGA FS TiCr		3.03			●		● ● ●	● ○	● ● ●	● ●
TOPvision FS TiCr		4.03			●		● ● ●	● ○	● ● ●	● ●
SEplus RS Silber		4.04				●	●	● ● ●	●	●
Economy RS Silber		4.05				●	●	● ●	●	●

RELAX

RELAX – created with a perfect blend of design and ergonomics.

Exact sharpness
by Front Surface mirror coating

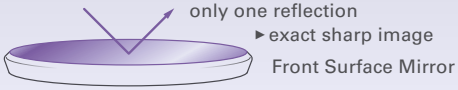

Highest reflection
with crystal clear brightness, especially with ULTRA FS

Comfortably light weight
for relaxed dental operations

Comfortable to hold
due to the ergonomic design with grip recess

Keeping quality
colour stable, resistant against acids as well as against plaque-indicators

Hygienic
due to the plane transition from mirror surface to mirror casing without any gap

No distracting reflections
due to the satin-finished surfaces

The instrument is autoclavable, acid-resistant and suitable for thermal disinfectors.

RELAX



134 °C



The split mirror shows the crystal clear ultra-bright reflection of the ULTRA FS compared to Rhodium.

Colours	Size	Ø in mm	Content	FS Rhodium REF	FS Ultra REF
all colours	4	22	10 Asstd.	7100	7300
white	4	22	10 Pack	7101	7301
pastel yellow	4	22	10 Pack	7102	7302
pastel blue	4	22	10 Pack	7103	7303
pastel mint	4	22	10 Pack	7104	7304
pastel lavender	4	22	10 Pack	7105	7305
anthracite	4	22	10 Pack	7106	7306
pink	4	22	10 Pack	7107	7307
all colours	5	24	10 Asstd.	7110	7310
white	5	24	10 Pack	7111	7311
pastel yellow	5	24	10 Pack	7112	7312
pastel blue	5	24	10 Pack	7113	7313
pastel mint	5	24	10 Pack	7114	7314
pastel lavender	5	24	10 Pack	7115	7315
anthracite	5	24	10 Pack	7116	7316
pink	5	24	10 Pack	7117	7317

ULTRA FS

ultra bright

ULTRA FS – the brightest and sharpest mirror worldwide.

Highest reflection
with crystal clear brightness

Superior colour accuracy

Images of exact sharpness and contrast
up to the smallest detail, with out any distortion. The combination of bright and brilliant natural colours guarantees high sight comfort, gentle to the eye and good for fatigue-proof working.

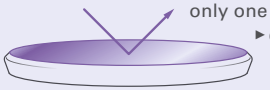

only one reflection
▸ exact sharp image
Front Surface Mirror

Optimized comfortable cheek retraction
through wide, contoured stem bases



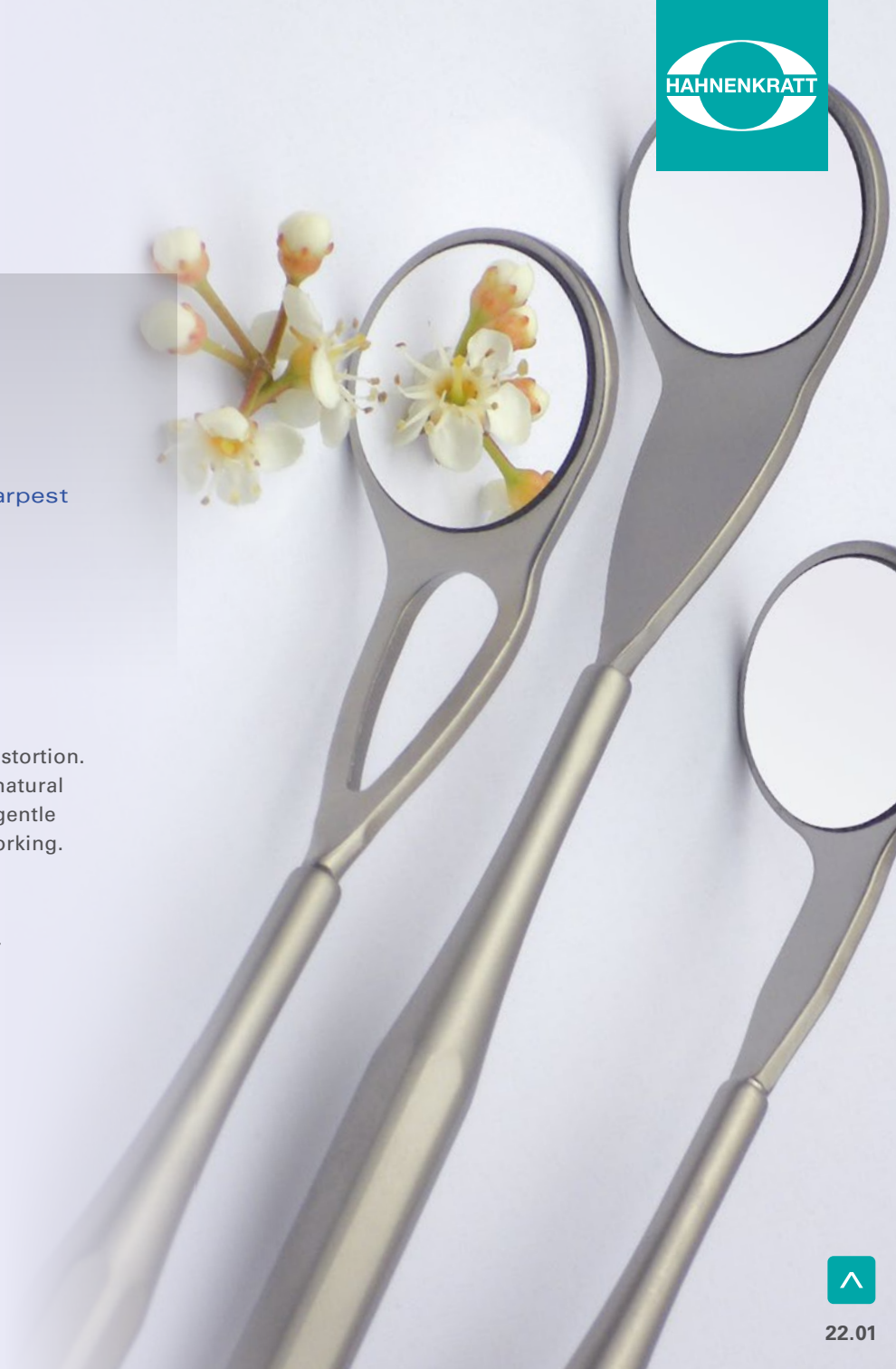

ULTRA FS

ultra bright

The unique structure of the reflective layers – consisting of 36 layer packages – offers an unmatched bright reflection with crystal-clear purity through the optimized refraction of light, which is not found in other mirrors.



The split mirror shows the crystal clear, ultra-bright reflection of the ULTRA FS compared to Rhodium.

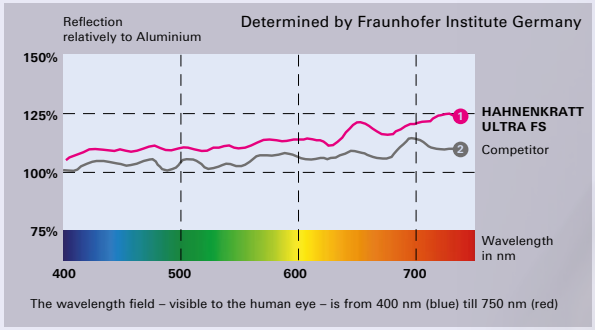

The wavelength field – visible to the human eye – is from 400 nm (blue) till 750 nm (red)

ULTRA FS









	ULTRA FS			SS-thread REF	CS-thread *) REF
1	**ULTRA FS**	4 plane	box of 6	6160	6165
	ULTRA FS	5 plane	box of 6	6161	6166
2	**ULTRAduo FS**, double sided	4 plane	box of 6	6640	6645
	ULTRAduo FS, double sided	5 plane	box of 6	6641	6646
3	**ULTRAretract FS**	4 plane	box of 6	6670	6675
	ULTRAretract FS	5 plane	box of 6	6671	6676
4	**ULTRAretract FS**, bifurcated stem	4 plane	box of 6	6690	6695
	ULTRAretract FS, bifurcated stem	5 plane	box of 6	6691	6696
5	**ULTRAretract FS**, bifurcated stem stem double 45°	4 plane	each	6650	

*) **Due to a larger thread-diameter, the CS-thread fits only on mouth mirrors with CS-thread. CS is mainly used in the USA, Canada, South-Korea and Spain.**

MEGA FS Rhodium

Form follows function – it's ergonomically designed

More comfortable cheek retraction
due to the flat, broad-shaped stem.

Silk-matt stainless steel
prevents unwanted light reflections and gives the MEGA a high-quality finish.

Exact sharp, high-contrast mirror image
down to the smallest detail.

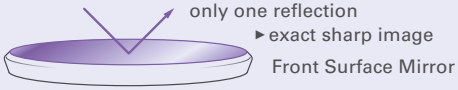

Easy cleaning
due to the anti-stick effect of the special HAHNENKRATT front surface coating.





MEGA FS Rhodium











	MEGA FS Rhodium				SS-thread REF	CS-thread *) REF
1	**MEGA**	4 plane	Ø 22 mm	box of 12	6060	6070
	MEGA	5 plane	Ø 24 mm	box of 12	6061	6071
2	**MEGAduo,** double sided	4 plane	Ø 22 mm	box of 6	6100	6170
	MEGAduo, double sided	5 plane	Ø 24 mm	box of 6	6101	6171
3	**MEGAretract**	4 plane	Ø 22 mm	box of 6	6660	6665
	MEGAretract	5 plane	Ø 24 mm	box of 6	6661	6666
4	**MEGAretract,** bifurcated stem	4 plane	Ø 22 mm	box of 6	6680	6685
	MEGAretract, bifurcated stem	5 plane	Ø 24 mm	box of 6	6681	6686
5	**MEGAstretch**		18x34 mm	each	6860	
	MEGAstretch		22x38 mm	each	6861	
6	**MEGA Parallelometer**		22x37 mm	each	6900	
	MEGA Wangenabhalter	without mirror	Ø 22 mm	each	6070 W	
	MEGAabrasiv Saphiere-hard glass surface suitable for use with aluminium oxide airbrasive	4 plane	Ø 21 mm	each	6080	

*) **Due to a larger thread-diameter, the CS-thread fits only on mouth mirrors with CS-thread. CS is mainly used in the USA, Canada, South-Korea and Spain.**

MEGA FS

The alternative

The MEGA FS TiCr is the alternative to the MEGA FS Rhodium.

Highly reflective layers of titanium and chromium create a front surface mirror that reflects in a cooler hue compared to FS Rhodium.

Precisely sharp, high-contrast reflection down to the finest detail.

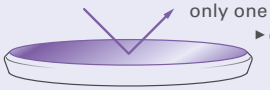

only one reflection
▸ exact sharp image
Front Surface Mirror

Easy cleaning
due to the anti-stick effect of the special HAHNENKRATT front surface coating.

Unlimited resistance
against disinfection and sterilisation, even against acid containing refresh liquids.



MEGA FS



MEGA FS / box of 12		SS-thread	CS-thread*)
size	Ø in mm	plane	plane
		REF	
4	22	6560	6565
5	24	6561	6566

*) **Due to a larger thread-diameter, the CS-thread fits only on mouth mirrors with CS-thread. CS is mainly used in the USA, Canada, South-Korea and Spain.**

ULTRAvision FS

ultra bright

The unique structure of the reflective layers – consisting of 36 layer packages – offers an unmatched bright reflection with crystal-clear purity through the optimized refraction of light, which is not found in other mirrors.

Highest reflection
with crystal clear brightness

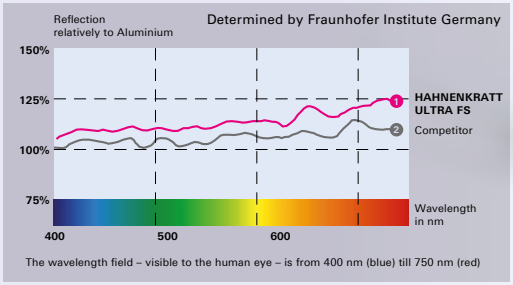

The wavelength field – visible to the human eye – is from 400 nm (blue) till 750 nm (red)

Superior colour accuracy,

Exact sharpness
by Front Surface mirror coating

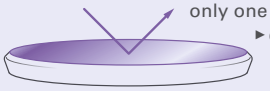
only one reflection
▸ exact sharp image
Front Surface Mirror



ULTRAvision FS





ULTRAvision FS			Simple Stem(SS) plane	Cone Socket (CS)*) plane
Size	Ø in mm		REF	REF
0	14	box of 3	532X0	
3	20	box of 12	533X3	536X3
4	22	box of 12	533X4	536X4
5	24	box of 12	533X5	536X5

*) **Due to a larger thread-diameter, the CS-thread fits only on mouth mirrors with CS-thread. CS is mainly used in the USA, Canada, South-Korea and Spain.**

TOPvision FS Rhodium

Front Surface

Images of exact sharpness and contrast
possible by one single reflection on the front surface.

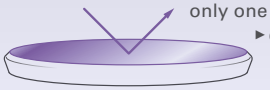

Bright reflection in natural colours
thanks to an optimal reflection spectrum.

High sight comfort
good for fatigue-proof working

Easy cleaning
due to the anti-stick effect of the special HAHNENKRATT front surface coating

Unlimited chemical resistance
even against acid containing refresh liquids.



TOPvision FS Rhodium





TOPvision FS Rhodium			plane	magnifying	plane	magnifying
Box of 1 size	Box of 12 size	Ø in mm	Simple Stem (SS)		Cone Socket (CS)*)	
			REF			
06		6	719X06			
08		8	719X08			
10		10	719X10			
12		12	719X12			
14		14	719X14			
16		16	719X16			
	2	18	720X2		730X2	
	3	20	721X3		731X3	
	4	22	721X4	726X4	731X4	736X4
	5	24	721X5	726X5	731X5	736X5
	6	26	720X6		730X6	
	7	28	720X7		730X7	
	8	30	720X8		730X8	

*) **Due to a larger thread-diameter, the CS-thread fits only on mouth mirrors with CS-thread. CS is mainly used in the USA, Canada, South-Korea and Spain.**

TOPvision FS TiCr

The alternative

The TOPvision FS TiCr is the alternative to the TOPvision FS Rhodium.

Highly reflective layers of titanium and chromium create a front surface mirror that reflects in a cooler hue compared to FS Rhodium.

Precisely sharp, high-contrast reflection
down to the finest detail.

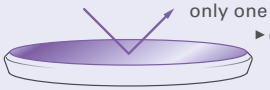

only one reflection
▸ exact sharp image
Front Surface Mirror

Easy cleaning
due to the anti-stick effect of the special HAHNENKRATT front surface coating.

Unlimited resistance
against disinfection and sterilisation, even against acid containing refresh liquids.

TOPvision FS TiCr





TOPvision FS TiCr / Box of 12		**Simple Stem (SS)**	**Cone Socket (CS)*)**
size	**Ø in mm**	**plane**	**plane**
		REF	
4	22	633X4	636X4
5	24	633X5	636X5

*) **Due to a larger thread-diameter, the CS-thread fits only on mouth mirrors with CS-thread. CS is mainly used in the USA, Canada, South-Korea and Spain.**

SEplus

Since decades dentists all over the world rely on the superior quality of our SEplus.
Mouth mirrors are daily sterilised and disinfected several times. Considering these extreme conditions, the superior quality is decisive.

Best reflection and image quality
The SEplus coating with a pure silver layer guarantees exceptionally high reflection. The mirror image impresses with distortion-free, color-natural, and bright image quality, enabling fatigue-free viewing in this combination.

Best resistance against disinfection and sterilisation
The silver coating is protected by a combination of layers, made out of copper and titanium, developed by our company. Additionally the mirror is sealed with a special protective film. This unique combination ensures the extreme long life of SEplus mouth mirrors.



SEplus

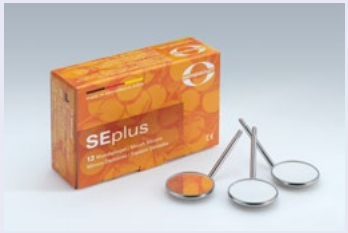



SEplus / Box of 12		plane	magnifying	plane	magnifying
Size	**Ø in mm**	**Simple Stem (SS)**		**Cone Socket (CS)*)**	
		REF			
3	20	702X3	706X3	711X3	716X3
4	22	702X4	706X4	711X4	716X4
5	24	702X5	706X5	711X5	716X5

*) **Due to a larger thread-diameter, the CS-thread fits only on mouth mirrors with CS-thread. CS is mainly used in the USA, Canada, South-Korea and Spain.**

Economy

The economically priced

High image quality
The Economy mouth mirrors have a pure silver coating. The reflection is bright and offers high image quality.

High resistance against disinfection and sterilisation
The silver coating is protected with a copper layer and it's additionally sealed with a special protective film.



Economy





Economy / Box of 12		**Simple Stem (SS)**		**Cone Socket (CS)*)**	
Size	**Ø in mm**	**plane**	**magnifying**	**plane**	**magnifying**
		REF			
4	22	770X4	771X4	775X4	776X4
5	24	770X5	771X5	775X5	776X5

*) **Due to a larger thread-diameter, the CS-thread fits only on mouth mirrors with CS-thread. CS is mainly used in the USA, Canada, South-Korea and Spain.**

Laryngeal Mirrors FS Rhodium

Laryngeal FS Rhodium mirrors are coated with Rhodium on the front surface. Rhodium is a precious metal as gold and as a precious metal it is chemical resistant, even against acids.

Images of exact sharpness and contrast
up to the smallest detail, without any distortion.

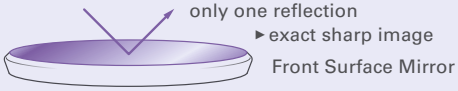

Bright reflection
with an optimally uniform reflection spectrum.

Highest sight comfort
gentle to the eyes and good for fatigue-proof working.

Easy cleaning
due to the anti-stick effect of the special HAHNENKRATT front surface coating.

Unlimited resistance
against disinfection and sterilisation, even against acid containing refresh liquid.



Laryngeal Mirrors FS Rhodium









Laryngeal Mirrors	Ø in mm	without thread REF	with thread REF	Mirror with handle hexagonal REF	Mirror with handle round REF
each	6	H951RX06	H950RX06	H956RX06	H957RX06
	8	H951RX08	H950RX08	H956RX08	H957RX08
	10	H951RX10	H950RX10	H956RX10	H957RX10
	12	H951RX12	H950RX12	H956RX12	H957RX12
	14	H951RX14	H950RX14	H956RX14	H957RX14
	16	H751RX16	H750RX16	H756RX16	H757RX16
	18	H751RX18	H750RX18	H756RX18	H757RX18
	20	H751RX20	H750RX20	H756RX20	H757RX20
	22	H751RX22	H750RX22	H756RX22	H757RX22
	24	H751RX24	H750RX24	H756RX24	H757RX24
	26	H751RX26	H750RX26	H756RX26	H757RX26
	28	H751RX28	H750RX28	H756RX28	H757RX28
	30	H751RX30	H750RX30	H756RX30	H757RX30

Laryngeal Mirrors Handles		REF			
each		400	440		

MICRO

Stainless Steel, satin finished

BLACKline coating

The micro mirrors are excellent for microsurgery, featuring a thickness of just 0.6 mm.

MICROflex comes with a flexible handle for individually adjusted mirror positioning.

The front surface coating results in an exceptionally sharp reflection, which is essential in microsurgery.



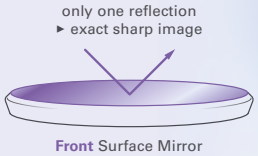

The ultra-bright HD-quality mirror offers a brilliantly color-true image. This combination makes the smallest details visible and allows for optimized work.

The satin-finished surface of the stainless steel instruments prevents distracting reflections for the eye. The same applies to the deep black, matte BLACKLINE coating.

MICRO

Stainless Steel satin finished



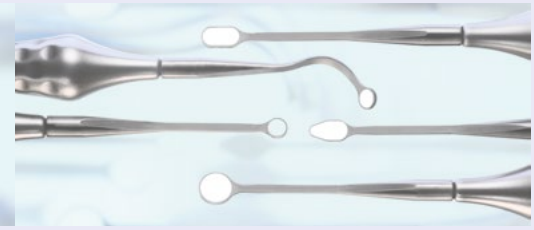

each	ULTRAmicro	MEGAmicro	ULTRAmicro flex	MEGAmicro flex
Ø 3 mm	6181	6200	5181	5200
Ø 5 mm	6182	6220	5182	5220
oval 3x6 mm	6183	6232	5183	5232
drop-shaped 3x6 mm	6184	6240	5184	5240

BLACKline



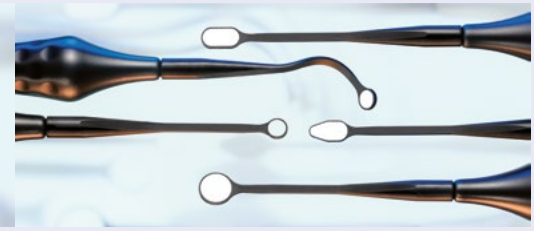

each	ULTRAmicro	MEGAmicro	ULTRAmicro flex	MEGAmicro flex
Ø 3 mm	B6181	B6200	B5181	B5200
Ø 5 mm	B6182	B6220	B5182	B5220
oval 3x6 mm	B6183	B6232	B5183	B5232
drop-shaped 3x6 mm	B6184	B6240	B5184	B5240

Info: All MICRO mirrors have an SS thread and are compatible with all handles that have a SS thread.

ERGOtouch

Form follows function – meets ergonomic requirements

ERGOtouch instruments made of satin-finished stainless steel are hollow and feel evenly lightweight in the hand. The textured design and the recessed grip ensure a secure hold and a pleasant tactile experience. The satin-finished surface eliminates distracting light reflections.

The colored ends are made of glass fiber-reinforced plastic, which has been successfully used in practice since 2015. This material is autoclavable, color stable, form stable, and resistant to acids and plaque indicators.

The ERGOform handle,
made of satin-finished stainless steel,
is hollow and feels perfectly balanced and light in the hand.



ERGOtouch

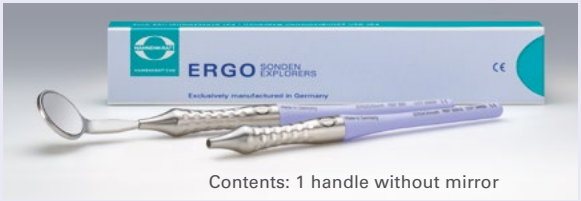

Contents: 1 handle without mirror

134 °C

Handles for Mouth Mirrors, Length 130 mm			SS-thread	CS-thread*)
ERGOtouch, with coloured end of the handle			REF	
	white	each	620	780
	pastel yellow	each	621	781
	pastel blue	each	622	782
	pastel mint	each	623	783
	pink	each	624	784
	pastel lavender	each	625	785
	anthracite	each	626	786
ERGOtouch, stainless steel, satin-finished, hollow				
		each	442	443
BLACKline ERGOtouch				
		each	B442	B443

*) **Due to a larger thread-diameter, the CS-thread fits only on mouth mirrors with CS-thread. CS is mainly used in the USA, Canada, South-Korea and Spain.**

ERGOform

Stainless Steel, satin finished

PEEK

Ergonomic design
These handles are lightweight and balanced in the hand due to their slim end. The larger diameter and grip recesses allow for a comfortable grip and relaxed working.

Pleasant haptic
The micro-finely textured, satin-matt surface and gently rounded edges provide a very pleasant feel.

Satin-finished surfaces
These prevent unwanted light reflections and give the handle a refined finish.

The ERGOform handle,
made of satin-finished stainless steel
is hollow and feels well-balanced and lightweight in the hand.

The ERGOform handles made of PEEK
PEEK is dimensionally and color-stable up to 210°C and can be sterilized both in an autoclave and with hot air.



ERGOform



Handles for Mouth Mirrors, Length 135 mm			SS-thread	CS-thread*)
ERGOform, PEEK			REF	
	ocean blue	each	580	590
	creme white	each	581	591
	turquoise	each	582	592
	violet	each	584	594
	anthracite	each	585	595
ERGOform, Stainless Steel, hollow				
		each	492	

*) **Due to a larger thread-diameter, the CS-thread fits only on mouth mirrors with CS-thread. CS is mainly used in the USA, Canada, South-Korea and Spain.**

ERGOform 134°C

Ergonomical design
The ERGOform Handles are lightweight and wellbalanced due to the slim shaped end of the Handle. The wider diameter in the front and especially the grip recesses provide relaxed grip and thus relaxed working.

Pleasant haptics
The satin-finished surface and the smoothly rounded edges provide pleasant haptics and handling.

Keeping quality
colour stable, resistant against acids as well as against plaque-indicators

Autoclavable up to 134°C



ERGOform 134°C, Handles for Mouth Mirrors, Length 135 mm			SS-thread REF	CS-thread*) REF
	white	each	540	560
	pastel yellow	each	541	561
	pastel blue	each	542	562
	pastel mint	each	543	563
	pink	each	544	564
	pastel lavender	each	545	565
	anthracite	each	546	566
	ocean blue	each	547	567
	turquoise green	each	548	568
	berry	each	549	569

*) Due to a larger thread-diameter, the CS-thread fits only on mouth mirrors with CS-thread.
CS is mainly used in the USA, Canada, South-Korea and Spain.

Handles

Stainless Steel polished

Stainless Steel satin finished

The perfect handle for every dentist

Pleasant haptics
The high quality is characterized by the careful finish. The surfaces are finely polished and all edges are smoothly rounded, ensuring the instrument feels comfortable in the hand.

The hollow Handles are well-balanced and lightweight. A wider diameter of some handles and especially the grip recesses allow for a relaxed grip and easy handling.

Satin-finished surface
eliminates disturbing glares and gives the instruments an exclusive finish.

Outstanding stability against corrosion
According to our experience of over 60 years, the stainless steel is stable against corrosion. It complies with EN ISO 7153-1 (Surgical Instruments – Metallic materials).



Handles Stainless Steel

Handles for Mouth Mirrors, Length 130 mm	Features	Content	SS-thread REF	CS-thread *) REF
	polished, octagonal	each	413	415
	polished, octagonal, serrated	each	420	421
	polished, round, serrated	each	426	427
	polished, round, serrated	each	5012	5013
	polished, with grip recesses	each	430	431
	polished, hexa-gonal, hollow	each	470	471
	satin-finished, hexagonal, hollow	each	476	477
	polished, hexag., hollow 135 mm	each	480	481
	satin-finished, hexagagonal, with scale, (not calibrated)	each	474	
	polished, hollow	each	460	461
	satin-finished surface, hollow	each	466	467
	ERGOtouch satin-finished surface, hollow	each	442	443
	ERGOform,135 mm satin-finished surface, hollow	each	492	

*) **Due to a larger thread-diameter, the CS-thread fits only on mouth mirrors with CS-thread. CS is mainly used in the USA, Canada, South-Korea and Spain.**

Photography Mirrors

Rhodium Front Surface

ULTRA Front Surface

The precisely sharp reflection is high-contrast down to the finest detail.

Combined with brilliant color accuracy and pleasantly bright reflection, you get intraoral images of great clarity.



Rhodium FS
Canon 7D and Metz flash: Aperture 25 – Shutter speed 125 – ISO 100



ULTRA FS
The unique construction of the reflective layers – consisting of 36 layer packages – provides an exceptionally bright mirror image through optimized light refraction.

Photography Mirrors



REF 6660 KO / empty



REF 6530 X ... / 6730 X ...



REF 6540 X ... / 6740 X ...



REF 6550 X ... / 6750 X ...

All mirror panels have a thickness of 3 mm.

	Photography Mirrors / each		double-sided without	single-sided without handle		handle bent		handle V-shaped		handle straight	
	Form	**mm**	**REF** Rhodium FS	**REF** Rhodium FS	**REF ULTRA FS**	**REF** Rhodium FS	**REF ULTRA FS**	**REF** Rhodium FS	**REF ULTRA FS**	**REF** Rhodium FS	**REF ULTRA FS**
1		58x76	6300X1	6500X1	6700X1	6530X1	6730X1			6550X1	6750X1
		66x95	6300X5	6500X5	6700X5	6530X5	6730X5			6550X5	6750X5
2		74x106	6300X2	6500X2	6700X2	6530X2	6730X2			6550X2	6750X2
3		42x128	6300X3	6500X3	6700X3	6530X3	6730X3	6540X3	6740X3		
4		36x120		6500X3KFO	6700X3KFO	6530X3KFO	6730X3KFO	6540X3KFO	6740X3KFO		
		55/40x157	6300X4								
		53/31x142	6300X6								
		86/77x133	6300X7								
		71/62x133	6300X8								
		47x153	6300X9								

Suitcase for Photography Mirrors / empty	**REF**
For 3 Photography Mirrors with handle, empty Outside: 285x240x100 mm	6660 KO

ERGOtouch

Explorers

The handles are made out of satin-finished stainless steel are hollow and thus ensure low-fatigue work. The grip recess and the design with maximum grip allows safe holding while the satin-finished surface eliminates disturbing glares.

The coloured handle ends are made out of glassfiberreinforced plastic material that is successfully used in practice since 2015. The material is autoclavable, colour- and shape-stable as well as resistant against acids and plaque-indicators.

The explorer part is made out of surgical steel according to EN ISO 7492 and thus ensures a high bending strength and flexibility.

The handles are also available for mouth mirrors.

The Explorers are permanently fixed.

Autoclavable up to 134°C



ERGOtouch



ERGOtouch duo Explorers (permanently fixed)



ERGOtouch Explorers, one-sided (permanently fixed)

134 °C

1 Pack.	 Handles for Mouth Mirrors (SS thread)	 Form A 010 Fig. 23	 Form C 030 Fig. 8	 Form D 040 Fig. 9	 Form F 060 Fig. 6	 Form G 070 Fig. 17
REF						
ERGOtouch duo						
stainless steel	667	667A+...	667C+...	667D+...	667F+...	667G+...

ERGOtouch duo can be combined with every probe tip, e.g. REF 667A+C / 667A+D

ERGOtouch						
stainless steel	442	600A	600C	600D	600F	600G
white	620	620A	620C	620D	620F	620G
pastel yellow	621	621A	621C	621D	621F	621G
pastel blue	622	622A	622C	622D	622F	622G
pastel mint	623	623A	623C	623D	623F	623G
pink	624	624A	624C	624D	624F	624G
pastel lavender	625	625A	625C	625D	625F	625G
anthracite	626	626A	626C	626D	626F	626G

ERGOform

Explorers

The handles are made out of glassfiber-reinforced plastic material. This is successfully used in practice since 2015 with our RELAX Mouth Mirrors.

The material is autoclavable, colour- and shape-stable as well as resistant against acids and plaque-indicators.

Because of the lightweight material low-fatigue work is ensured and the wider diameter in the front and especially the grip recess provide a relaxed grip.

The silk-matt surface is low-reflective and has a pleasant feel.

The explorer parts are made out of surgical steel according to EN ISO 7492 and thus ensures a high bending strength and flexibility.

The handles are also available for mouth mirrors.

The Handles are available in the same colours as the RELAX Mouth Mirrors.

The Explorers are permanently fixed.

Autoclavable up to 134°C



134 °C



ERGOform Explorers, one-sided (permanently fixed)

ERGOform Handles and Explorers / each						
1 Pack.	 **Handles for Mouth Mirrors (SS thread)**	 **Form A 010 Fig. 23**	 **Form C 030 Fig. 8**	 **Form D 040 Fig. 9**	 **Form F 060 Fig. 6**	 **Form G 070 Fig. 17**
REF						
white	540	540A	540C	540D	540F	540G
pastel yellow	541	541A	541C	541D	541F	541G
pastel blue	542	542A	542C	542D	542F	542G
pastel mint	543	543A	543C	543D	543F	543G
pink	544	544A	544C	544D	544F	544G
pastel lavender	545	545A	545C	545D	545F	545G
anthrazit	546	546A	546C	546D	546F	546G
ERGOform, stainless steel, hollow						
	492					

PSI Periodontometer

Eleven scales
covering all evaluation methods.

Fine, rounded tip
for gentle tissue probing

Deep black »Diamond Like Carbon« DLC coating
for maximum contrast and optimised readability of the measurement scale. Virtuall wear-free, non-fading coating.

Seamless transitions in the measurement area

Absolutely resistant
to all types of disinfection and sterilisation

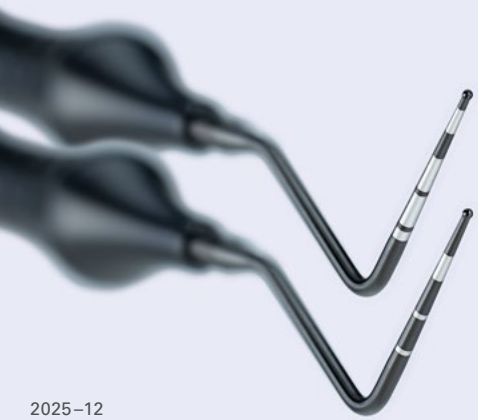

WHO 1

WHO



PSI Periodontometer

as per Prof. Dr. Günay

Periodontal probe with scaling in accordance with the »PAR Guideline for the Systematic Treatment of Periodontitis and Other Periodontal Diseases.« This guideline came into force in Germany on 01 July 2021 and is the first independent guideline for periodontal treatment.

This scale allows the determination of all values required for the implementation of the PAR guideline dated 01 July 2021, with regard to classification and treatment stages. It simplifies the diagnosis of periodontal and peri-implant diseases in accordance with the new guideline.

Probe depth < 3.5 mm: Code 0 – Code 2
Probe depth 3.5 – 5.5 mm: Code 3
Probe depth > 5.5 mm: Code 4

The two narrow, black depth markings serve as a reference for quick reading of the PSI values 3.5 and 5.5 mm.





Width of the attached gingiva



References: 3.5 and 5.5 mm



Probe depth of tooth 11 in the distovestibular site



Probe depth of tooth 21 in the mesiopalatal site

Intra-oral images:
Prof. Dr. Günay, DGParo – Periodontal Specialist, Hanover / Germany

PSI Periodontometer

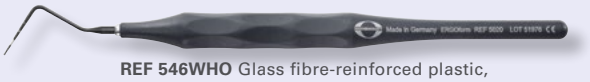

REF 546WHO Glass fibre-reinforced plastic, autoclavable up to 134°C, available in 7 colours



REF B442WHO Stainless steel, hollow, with DLC coating



REF 442WHO Stainless steel, hollow, satin finish



REF 701...



REF 5012WHO Stainless steel

The probes are permanently mounted.

Periodontometer		REF 701...	REF 54...	REF B442...	REF 442...	REF 5012...
	**WHO** 3,5 – 5,5 – 8,5	701WHO	546WHO	B442WHO	442WHO	5012WHO
			540WHO			
			541WHO			
			542WHO			
			543WHO			
			544WHO			
			545WHO			
	**WHO 1** 3,5 – 5,5 – 8,5	701WHO1	546WHO1			5012WHO1
			540WHO1			
			541WHO1			
			542WHO1			
			543WHO1			
			544WHO1			
			545WHO1			

PSI Periodontometer

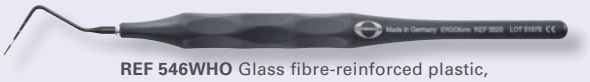

REF 546WHO Glass fibre-reinforced plastic, autoclavable up to 134°C



REF B442WHO Stainless steel, hollow, with DLC coating



REF 442WHO Stainless steel, hollow, satin finish



REF 700...



REF 5012WHO Stainless steel

The probes are permanently mounted.

Periodontometer		REF 700..	REF 546...	REF B442...	REF 442...	REF 5012...
PA-Sonde (Prof. Dr. GÜNAY) 0,5 – 1 – 2 – 3(3,5) – 4 – 5(5,5) – 6 – 8 – 10 – 12		700GY	546GY	—	—	5012GY
PCP11 3 – 6 – 8 – 11		700PCP11	546PCP11	B442PCP11	442PCP11	5012PCP11
PCP12 3 – 6 – 9 – 12		700PCP12	546PCP12	B442PCP12	442PCP12	5012PCP12
PCP22 2 – 4 – 6 – 8 – 10 – 12		700PCP22	546PCP22	B442PCP22	442PCP22	5012PCP22
UNC12 Measurement scale coded with 1 mm divisions (1–12 mm)		700UNC12	546UNC12	B442UNC12	442UNC12	5012UNC12
UNC15 Measurement scale coded with 1 mm divisions (1–15 mm)		700UNC15	546UNC15	B442UNC15	442UNC15	5012UNC15
DPSI 4 – 6		700DPSI	546DPSI	B442DPSI	442DPSI	5012DPSI
Goldman Fox 1 – 2 – 3 – 5 – 7 – 8 – 9 – 10		700GF	546GF	B442GF	442GF	5012GF
Michigan 3 – 6 – 8		700MI	546MI	B442MI	442MI	5012MI
Williams 1 – 2 – 3 – 5 – 7 – 8 – 9 – 10		700WI	546WI	B442WI	442WI	5012WI

Root Post System

Overview

9 Years of Passion for Dental Excellence

HAHNENKRATT

Root Post
white, opaque

EXATEC



CYTEC

CYTEC eco



CONTEC

CONTEC eco



Root Post
crystal clear, translucent

pro LightTransmitting

IDS 2025 NEWS

CYTECpro

CYTECpro eco

LightTransmitting

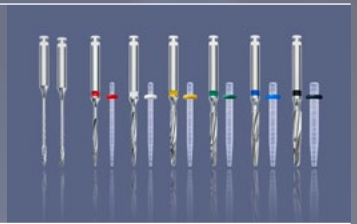

CONTECpro

CONTECpro eco

LightTransmitting



All root posts
have a microporous or micro-retentive surface.

All eco versions
are without retentions.

EXATEC Titan

Root Post System

Optimized stability of reconstruction
The conical apical part can be designed longer than a cylindrical shape and has an exceptionally small end. Due to these advantages the conical EXATEC posts can be inserted deeply into the root canal.

EXATEC
Passive root posts made of Titanium with a microrough surface.

EXATEC-S
Active root posts made of Titanium with a special shaped self-tapping thread.
The anchoring is made with maximum 3 rotations without putting strain to the dentine and with a torque of only 7,9 +/– 1,7 Ncm*) that is comparatively low.
Determined as part of a comparative dissertation (torque measurements on screw-type root canal post systems) by Klaus Gabert at the Rheinische Friedrich Wilhelms University of Bonn, 1994.



The System

A root post with a tapered apical part offers many advantages over a cylindrical post:

Due to the tapered shape, which corresponds to the natural contour of the tooth root, more tooth substance is preserved in the critical area of the root tip, thus minimizing the risk of root fractures.

At the transition from post to head, which is prone to breakage, the tapered EXATEC post has rounded transitions and a larger post cross-section compared to a cylindrical post of the same apical length. The EXATEC post thus has higher stability and achieves higher values in bending load tests.

The EXATEC calibration drill prepares a precisely fitting axial support for the EXATEC post head, which inherently determines the position where the post has dentin contact without exerting pressure on the root wall, as the downward movement of the post is precisely stopped at the axial support.

The EXATEC Calibration Drill

with integrated head cutter calibrates a precise support

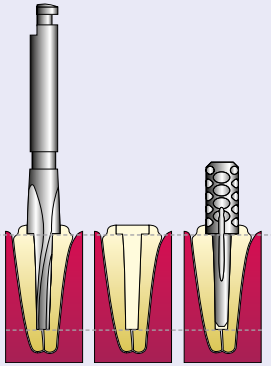

The precise support

ensures the axial support of the post head in the dentine andstops precisely the movement of post to the apical direction.



EXATEC-S root post exact placing
by using Glasionenemercement Ketac Cem Radiopaque, because of a minimal grain size of 0,1 – 1, 2µm (magnification 10x)

EXATEC Titan

EXATEC–Ti



- 2 cement escape grooves
- Large post cross-section (> 3 mm²) and rounded juncture provide for high strength
- Rounded tip

EXATEC–S

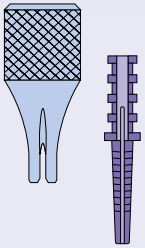

- 4 cement escape grooves
- Large post cross-section (> 3 mm²) and rounded juncture provide for high strength
- Self-tapping thread
- Rounded tip



REF 10000 + 10004 (empty)



EXATEC Titan

Root Post System		Post head-Ø apik. lenghth apic. Stift Ø ▲ apic. Stift Ø ▼ mm	universal	2,6 6,6 1,461 0,98 mm	2,7 8,0 1,559 0,98 mm	2,8 9,7 1,681 0,98 mm	3,0 11,4 1,803 0,98 mm
		Code	–	white	yellow	blue	black
Instruments, universal for all Modules		**Package of**	**REF**				
	Pilot Drill with guiding tip	1	42010				
	Pilot Drill with cutting tip	1	43000				
	EXATEC Pilot Drill with cutting tip	1	42100				
	Calibration Drill	1		42001	42002	42003	42004
	Measuring Template	1	42050				
EXATEC-Ti							
Standard Set	2 Pilot Drill univ. 4 Calibration Drill 4x3 Root Posts	1	42300				
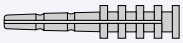	Root Post	5		42311C5	42312C5	42313C5	42314C5
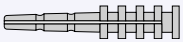	Root Post	10		42311	42312	42313	42314
System Box + Organizer, leer		1+1	10004 + 10100				
EXATEC-S							
Standard Set	2 Pilot Drill univ. 4 Calibration Drill 4x3 Root Posts 1 Insertion-Tool	1	45500				
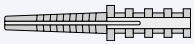	Root Post	5		45511C5	45512C5	45513C5	45514C5
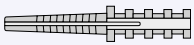	Root Post	10		45511	45512	45513	45514
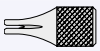	Insertion-Tool	1	45522				
System Box + Organizer, empty		1+1	10005 + 10100				

EXATEC

Root Post System

EXATEC posts are designed for teeth with significant coronal destruction.

High bending strength
Achieved through the use of high tenacity HT Glassfiber, which bonds perfectly with the matrix.
HT Glassfiber: 1.400 MPa
Determined accordingly to EN ISO 178

High fatigue and fracture resistance

Homogeneity due to dentin-like elastic modulus

Secure adhesion due to micro-retentive surface

High radiopacity

EXATEC calibration drills

With their integrated countersink, they are precisely matched to the root posts. All calibration drills are manufactured with an optimized cutting geometry, enabling efficient work.

For further information please see our brochure »EXATEC+CYTEC+CONTEC« or visit our website www.hahnenkratt.com



Homogeneity due to dentine-like E-Modulus

According to Professor Dr. Wintermantel from the faculty for »Biocompatible Materials and Building Techniques« of the University of Zurich, Switzerland, the following applies to a load-bearing implant: »Its homoelasticity is an important requirement for the structural compatibility of a load-bearing implant. This refers to the elastic deformation behaviour of an implant approaching that of the recipient tissue.« This also applies to root posts.

Our HT-Glassfiber material exhibit a modulus of elasticity resembling that of dentine. This approaches the required homoelasticity.
A core which is as homogeneous as possible reduces the risk of the root fracturing and promotes the stability of the post and core.







Bionics offers indications for the technical way of designing biological systems.
Even the fibre reinforced composite technique originates fom biological structures.



Elasticity in comparison

Elasticity in comparison	35,0 GPa (according to DIN 53 390)
Dentine	≈18,6 GPa
Titanium	117,0 GPa
Zirconium	190,0 GPa

EXATEC



REF 42 600

*The Standard Sets and Test Sets are shipped in a SHIPPING BOX. Posts and Drills each in blister packs.



REF 10003 + 10000



Refill Pack

EXATEC Root Post System		Post head-Ø apik. lenghth apic. Stift Ø ▲ apic. Stift Ø ▼ mm	universal	2,6 6,6 1,461 0,98 mm	2,7 8,0 1,559 0,98 mm	2,8 9,7 1,681 0,98 mm	2,2 – – 0,98 mm
		Code	–	white	yellow	blue	green
Instruments		**Content**	**REF**				
	Pilot Drill with guiding tip	1	42010				
	Pilot Drill with cutting tip	1	43000				
	EXATEC Pilot Drill with cutting tip	1	42100				
	Calibration Drill	1		42001	42002	42003	
	Calibration Drill	1					42005
EXATEC							
Standard Set	2 Pilot Drill univ. 4 Calibration Drill 4x5 Root Posts	1	42600*				
	Root Post	5		42611C5	42612C5	42613C5	
	Root Post	10		42611	42612	42613	
	Root Post	10					42615
System Box + Organizer, empty		1	10003 + 10100				

CYTEC

Root Post System

CYTEC is designed for roots that are more cylindrical in shape.

High bending strength
Achieved through the use of high tenacity HT Glassfiber, which bonds perfectly with the matrix: HT Glassfiber: 1.400 MPa
(Determined accordingly to EN ISO 178)

High fatigue and fracture resistance

Homogeneity due to dentin-like modulus of elasticity

High radiopacity

Secure adhesion due to micro-retentive surface
The pre-formed micro-retentive surface supports the adhesion of the root post with the adhesive system, the composite. The additional mesh-like retentions optimize the bond.

With CYTEC eco,
the careful application of the adhesive system is essential, as CYTEC eco does not have the mesh-like retentions.

Scientifically tested and proven in practice since 2001.
For further information please see our brochure »EXATEC+CYTEC+CONTEC« or visit our website www.hahnenkratt.com



The utmost fatigue and fracture resistance

As our HT Glassfiber exhibits high bending strength they are very highly fatigue and fracture resistant. This was proven by the results of comparative scientific studies carried out in-vitro.[1]

During another study, CYTEC specimen attained an even higher fracture resistance value of 509 N (mean), and this, despite the fact that, where the composite tooth transition is concerned, the starting specimen only exhibited a »Perfect Margin before TCML« value of 72%. This value of 509 N was determined after simulating a period of 5 years in situ (TCML 6000 x 5°C/55°C, each 2 min, $1.2*10^6$ x 50 N). In addition, a porcelain crown was fitted to these specimen (ferrule effect).[2]

In comparison: Scientific studies indicate masticatory loading values of 30–80 N for premolars and canines and 150–250 N for incisors.



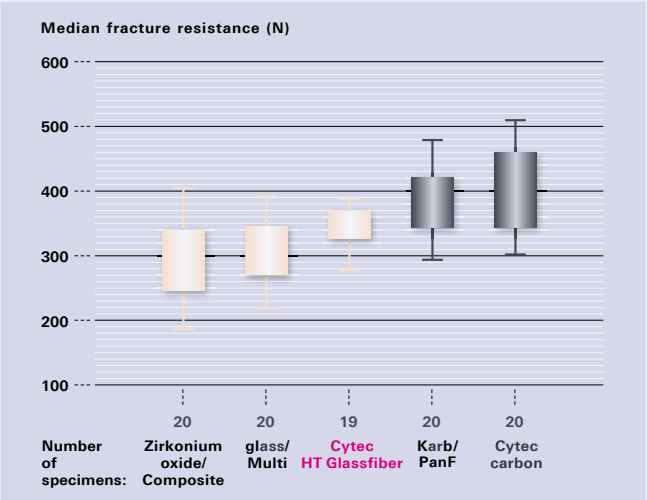

Root posts made out of Glassfiber:
Highest fracture resistance for CYTEC: 348.8 N (mean value)

Results of a scientific study performed by the Charitè Berlin.[1]

(1) Dr. med. dent. Katrin Babenhauserheide Untersuchungen zur mechanischen Belastbarkeit und zum Verlauf der Bruchflächen verschiedener Stiftstrumpfaufbausysteme nach künstlicher Alterung. Ergebnisse einer In-vitro-Studie unter standardisierten Bedingungen – Inauguraldissertation zur Erlangung der zahnmedizinischen Doktorwürde der Charité-Universitätsmedizin Berlin, 02.04.2004

(2) Martin Rosentritt (Dipl. Ing. (FH)
Fracture Strength of Fiber-reinforced and All-ceramic Post and Core Anterior Restorations
Universität Regensburg 03/2003

CYTEC

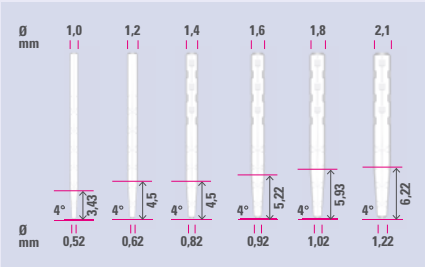



REF 43600 CYTEC, Standard Set
All Sets are shipped in a SHIPPING BOX.



Refill Pack

CYTEC Root Post System			universal	1,0 mm	1,2 mm	1,4 mm	1,6 mm	1,8 mm	2,1 mm
			–	red	white	yellow	green	blue	black
Instruments		**pack.of**	**REF**						
	Pilot Drill with guiding tip	1	42010						
	Pilot Drill with cutting tip	1	43000						
	Calibration Drill	1		4300D10	43001	43002	4300D16	43003	43004
CYTEC		**pack.of**	**REF**						
Standard Set	2 Pilot Drill univ. 6 Calibration Drill 22 Root Post	1	43600						
Test Set	2 Pilot Drill univ. 1 Calibration Drill 3 Root Post	1	43610						
ChangeOverSet	2 Pilot Drill univ. 6 Calibration Drill	1	43600COS						
	Root Post	5		4360D10C5	43601C5	43602C5	4360D16C5	43603C5	43604C5
	Root Post	10		4360D10	43601	43602	4360D16	43603	43604
System Box + Organizer, empty		1	10001 + 10100						

CYTEC eco

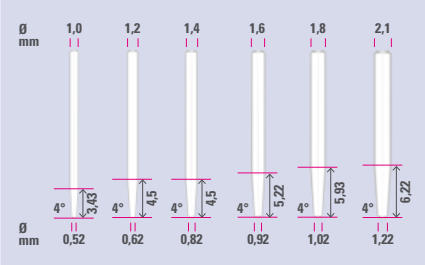



REF 43700 CYTEC eco, Standard Set
All Sets are shipped in a SHIPPING BOX.



REF 10001 (empty)

CYTEC eco Root Post System		universal	1,0 mm	1,2 mm	1,4 mm	1,6 mm	1,8 mm	2,1 mm
	Code	–	red	white	yellow	green	blue	black
Instruments	**pack.of**	**REF**						
Pilot Drill with guiding tip	1	42010						
Pilot Drill with cutting tip	1	43000						
Calibration Drill	1		4300D10	43001	43002	4300D16	43003	43004
CYTEC eco	**pack.of**	**REF**						
Standard Set 2 Pilot Drill univ. 6 Calibration Drill 22 Root Post	1	43700						
Test Set 2 Pilot Drill univ. 1 Calibration Drill 3 Root Post	1	43710						
ChangeOverSet 2 Pilot Drill univ. 6 Calibration Drill	1	43700COS						
Root Post	5		4370D10	43701	43702	4370D16	43703	43704
System Box + Organizer, empty	1	10001 + 10100						

HAHNENKRATT

IDS 2025
NEWS

CYTECpro

pro LightTransmitting

The CYTECpro root posts are an excellent addition to the white opaque CYTEC, which has been successfully used in clinical practice worldwide for more than 20 years. The CYTECpro are characterized by the same outstanding properties:

High flexural strength
1,430 MPa, determined according to EN ISO 178
This is achieved through the use of high-tenacity (HT) glass fibers, which form a perfect bond with the matrix.

High fatigue and fracture resistance

Homogeneity due to dentin-like modulus of elasticity

High radiopacity

Optimized adhesion through a microporous surface
The micro-retentive surface supports the bonding of the root post with the adhesive system. The additional mesh-like retentions optimize the bond – easily and efficiently, without the use of silane.

CYTECpro eco
without mesh-shaped retentions. Therefore, careful application of the adhesive system is of particular importance.

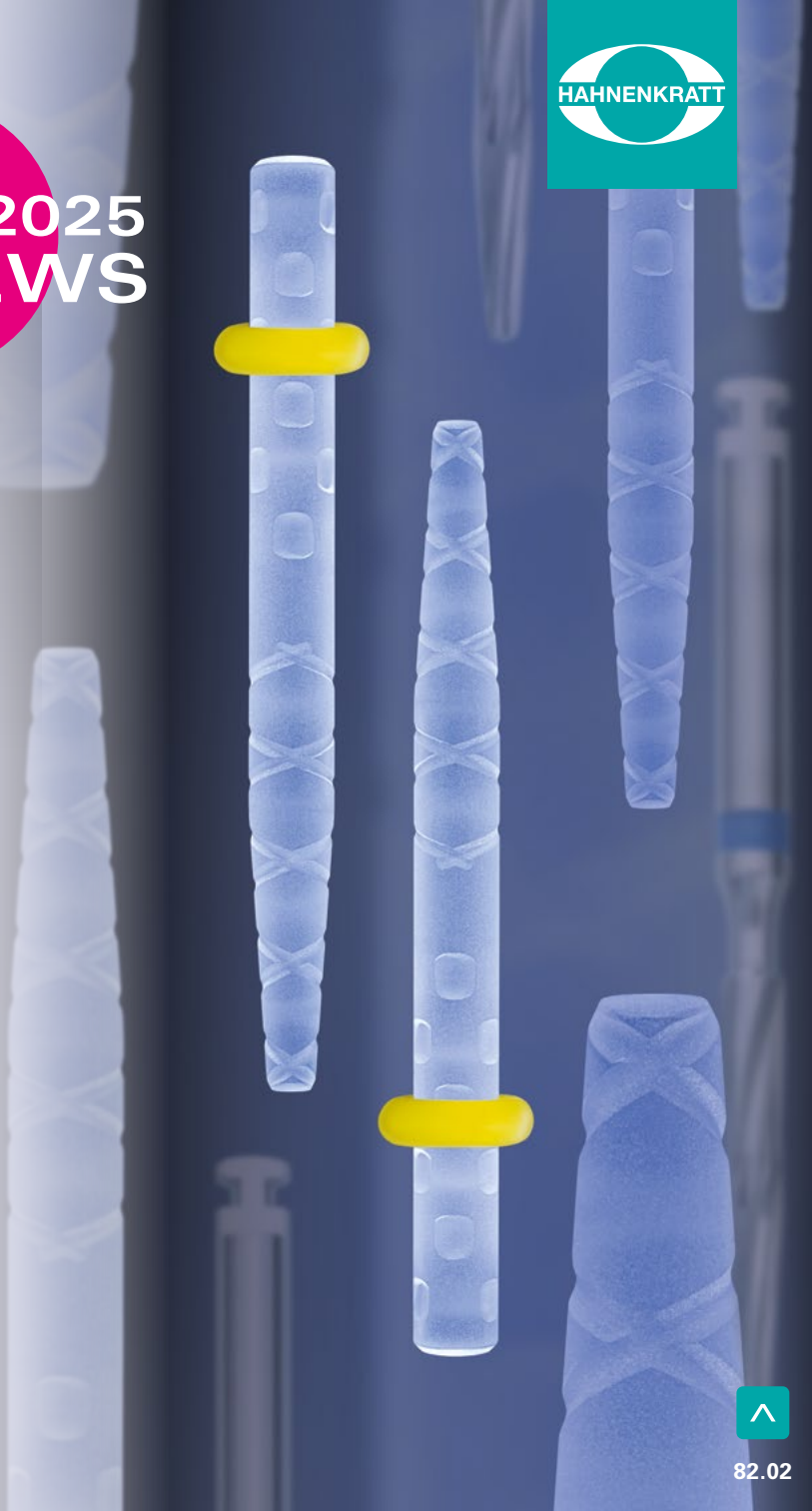

pro LightTransmitting

extends across the entire apical post area, enabling an optimized and simultaneously shortened primary curing of the composite right up to the apical tip of the root post.

In a tightly scheduled procedure, every second counts. These saved seconds allow the dentist to proceed to the next step without any time loss.





Flexural Strength According to DIN EN ISO 178: Plastics – Determination of Flexural Properties

At the Leibniz Institute for Composite Materials of the Technical University of Kaiserslautern, three-point bending tests were conducted on our CYTECpro root posts as well as on root posts from five competing manufacturers.

Test Setup
Determination of Flexural Properties of Root Posts According to DIN EN ISO 178

Material:	Root posts made of glass fiber, round
Diameter:	approx. 1.5 mm
Number of Test Series:	7
Number of Samples per Series:	4

Setup

Testing Machine:	Zwick Retroline 1445
Load Cell:	10 kN
Pre-load:	0.1 N
Test Speed:	2 mm/min
Span Length:	12 mm
Temperature:	Room temperature
Relative Humidity:	50 %rH

Both HAHNENKRATT root posts achieve an almost equally high flexural strength with the following values:

1.400 MPa – CYTEC eco
1.430 MPa – CYTECpro eco

FIGURE FLEXURAL STRENGTH

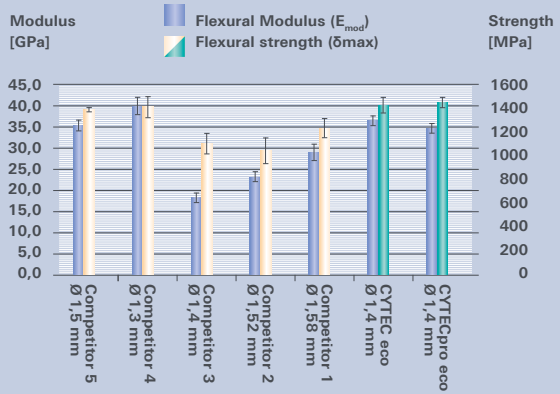

Tests conducted in October 2025 at the Leibniz Institute for Composite Materials, Technical University of Kaiserslautern

Optimized adhesion thanks to a microporous surface

The additional mesh structure on the surface of the CYTECpro post enhances the adhesive bond between the post's microporous surface and the composite. The result is optimized retention – without the use of silane – simple and efficient.

Findings from a scientific study conducted at the University of Rostock confirm this for the Cytec system.

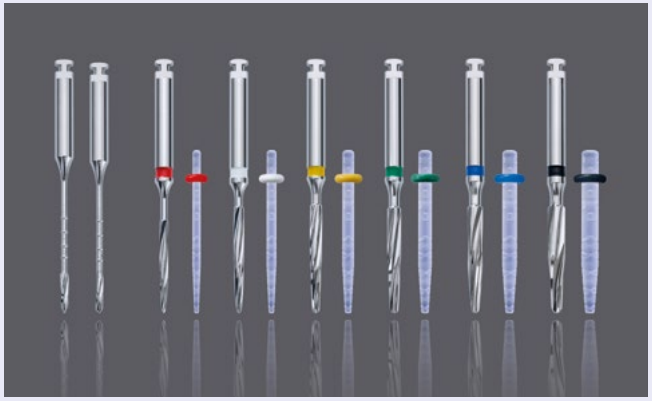

▲ CYTECpro six sizes

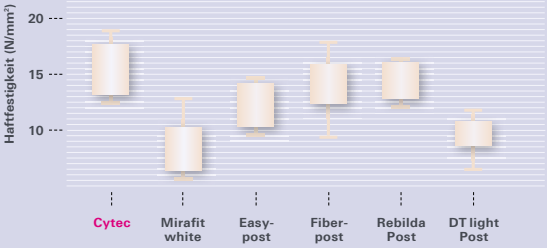

CYTEC achieves the highest bond strength in comparison. This demonstrates that the unique surface structure of our root posts supports microporous adhesion and results in optimized bonding between the post and the adhesive luting material.

Published in Biomed Tech 2009
Scientific study conducted at the University of Rostock

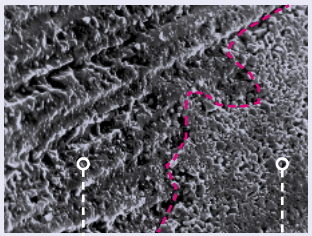

Root post with bonder
Fiber structure still visible

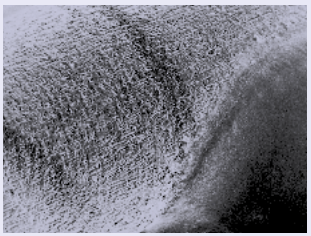

Root post with bonding agent + composite

CYTECpro

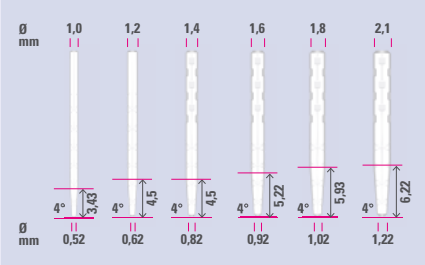



REF 43800 CYTECpro, Standard Set
All Sets are shipped in a SHIPPING BOX.



Refill Pack

CYTECpro Root Post System			universal	1,0 mm	1,2 mm	1,4 mm	1,6 mm	1,8 mm	2,1 mm
		Code	–	red	white	yellow	green	blue	black
Instruments		**pack.of**	**REF**						
	Pilot Drill with guiding tip	1	42010						
	Pilot Drill with cutting tip	1	43000						
	Calibration Drill	1		4300D10	43001	43002	4300D16	43003	43004
CYTECpro		**pack.of**	**REF**						
Standard Set	2 Pilot Drill univ. 6 Calibration Drill 22 Root Post	1	43800						
Test Set	2 Pilot Drill univ. 1 Calibration Drill 3 Root Post	1	43810						
ChangeOverSet	2 Pilot Drill univ. 6 Calibration Drill	1	43800COS						
	Root Post	5		4380D10C5	43801C5	43802C5	4380D16C5	43803C5	43804C5
	Root Post	10		4380D10	43801	43802	4380D16	43803	43804
System Box + Organizer, empty		1	10001 + 10100						

CYTECpro eco

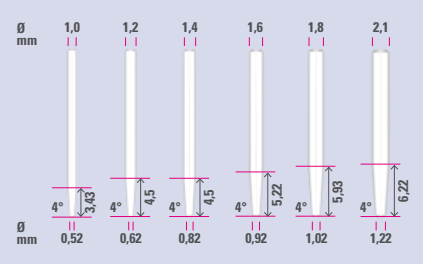



REF 43900 CYTECpro eco, Standard Set
All Sets are shipped in a SHIPPING BOX.



REF 10001 (empty)

CYTECpro eco Root Post System		universal	1,0 mm	1,2 mm	1,4 mm	1,6 mm	1,8 mm	2,1 mm
	Code	–	red	white	yellow	green	blue	black
Instruments	**pack.of**	**REF**						
Pilot Drill with guiding tip	1	42010						
Pilot Drill with cutting tip	1	43000						
Calibration Drill	1		4300D10	43001	43002	4300D16	43003	43004
CYTECpro eco	**pack.of**	**REF**						
Standard Set 2 Pilot Drill univ. 6 Calibration Drill 22 Root Post	1	43900						
Test Set 2 Pilot Drill univ. 1 Calibration Drill 3 Root Post	1	43910						
ChangeOverSet 2 Pilot Drill univ. 6 Calibration Drill	1	43900COS						
Root Post	5		4390D10	43901	43902	4390D16	43903	43904
System Box + Organizer, empty	1	10001 + 10100						

CONTEC

Root Post System

CONTEC is designed for roots that are more tapered. The double taper closely matches the natural shape of the root canal.

High bending strength
Achieved through the use of high tenacity HT Glassfiber, which bonds perfectly with the matrix.
HT Glassfiber: 1.400 MPa
Determined accordingly to EN ISO 178

High fatigue and fracture resistance

Homogeneity due to dentin-like modulus of elasticity

High radiopacity

Optimized adhesion through a microporous surface
The micro-retentive surface supports the bonding of the root post with the adhesive system. The additional mesh-like retentions enhance the bond – simply and efficiently, without the use of silane.

With CONTEC eco,
the careful application of the adhesive system is essential, as CONTEC eco does not have the mesh-like retentions.



Optimized adhesion through a microporous, micro-retentive surface.

The additional mesh structure on the CONTEC post surface supports the adhesive connection between the post's micro-retentive surface and the resin. The result is optimized retention – simply and efficiently, without the use of silane.

Scientific studies conducted at the University of Rostock have demonstrated this for the CYTEC system.

These results are transferable to CONTEC, as both posts have the same surface mesh structure.



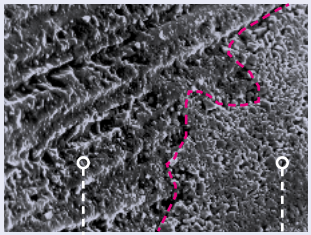

Root post with bonder
Fibrous structure still visible



Root post with
bonder + composite



In the comparison, CYTEC blanco achieved the highest bonding strength. This shows that the unique surface structure of our root posts supports micro-retentive adhesion, leading to optimised bonding between the post and the adhesive bonding material.

Published in Biomed Tech 2009
Scientific study at the University of Rostock

CONTEC

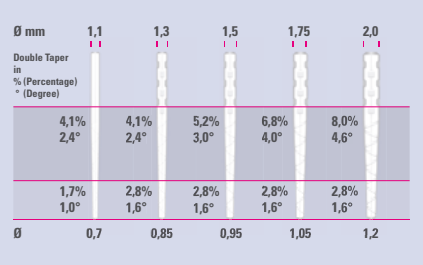



REF 44600 CONTEC, Standard Set
All Sets are shipped in a SHIPPING BOX.



Refill Pack

CONTEC Root Post System			universal	1,1 mm	1,3 mm	1,5 mm	1,75 mm	2,0 mm
		Code	–	red	white	yellow	blue	black
Instruments		**package of**	**REF**					
	Pilot Drill with guiding tip	1	42010					
	Pilot Drill with cutting tip	1	43000					
	Calibration Drill	1		4400 D11	44001	44002	44003	44004
CONTEC		**package of**	**REF**					
Standard Set	2 Pilot Drill univ. 5 Calibration Drill 21 Root Post	1	44600					
Test Set	2 Pilot Drill univ. 1 Calibration Drill 3 Root Post	1	44610					
ChangeOverSet	2 Pilot Drill univ. 5 Calibration Drill	1	44600COS					
	Root Post	5		4460D11C5	44601C5	44602C5	44603C5	44604C5
	Root Post	10		4460D11	44601	44602	44603	44604
System Box + Organizer, empty		1	10002 + 10100					

CONTEC eco

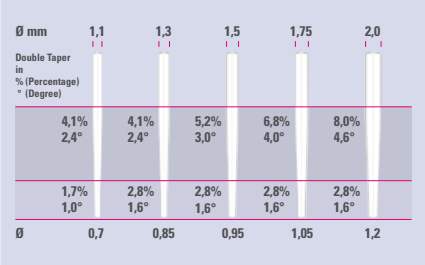



REF 44700 CONTEC eco, Standard Set
All Sets are shipped in a SHIPPING BOX.



REF 10002 (empty)

CONTEC eco Root Post System			universal	1,1 mm	1,3 mm	1,5 mm	1,75 mm	2,0 mm
		Code	–	red	white	yellow	blue	black
Instruments		**package of**	**REF**					
	Pilot Drill with guiding tip	1	42010					
	Pilot Drill with cutting tip	1	43000					
	Calibration Drill	1		4400 D11	44001	44002	44003	44004
CONTEC eco		**package of**	**REF**					
Standard Set	2 Pilot Drill univ. 5 Calibration Drill 21 Root Post	1	44700					
Test Set	2 Pilot Drill univ. 1 Calibration Drill 3 Root Post	1	44710					
ChangeOverSet	2 Pilot Drill univ. 5 Calibration Drill	1	44700COS					
	Root Post	5		4470D11	44701	44702	44703	44704
System Box + Organizer, empty		1	10002 + 10100					

IDS 2025
NEWS

CONTECpro

pro LightTransmitting

The CONTECpro root posts are an excellent addition to the white opaque CYTEC, which has been successfully used in clinical practice worldwide for more than 20 years.

The CONTECpro posts are distinguished by the same outstanding properties:

High flexural strength
1,430 MPa, determined according to EN ISO 178
This is achieved through the use of high-tenacity (HT) glass fibers, which form a perfect bond with the matrix.

High fatigue and fracture resistance

Homogeneity due to dentin-like modulus of elasticity

High radiopacity

Optimized adhesion through a microporous surface
The micro-retentive surface supports the bonding of the root post with the adhesive system. The additional mesh-like retentions optimize the bond – easily and efficiently, without the use of silane.

CONTECpro eco
without mesh-shaped retentions. Therefore, careful application of the adhesive system is of particular importance.

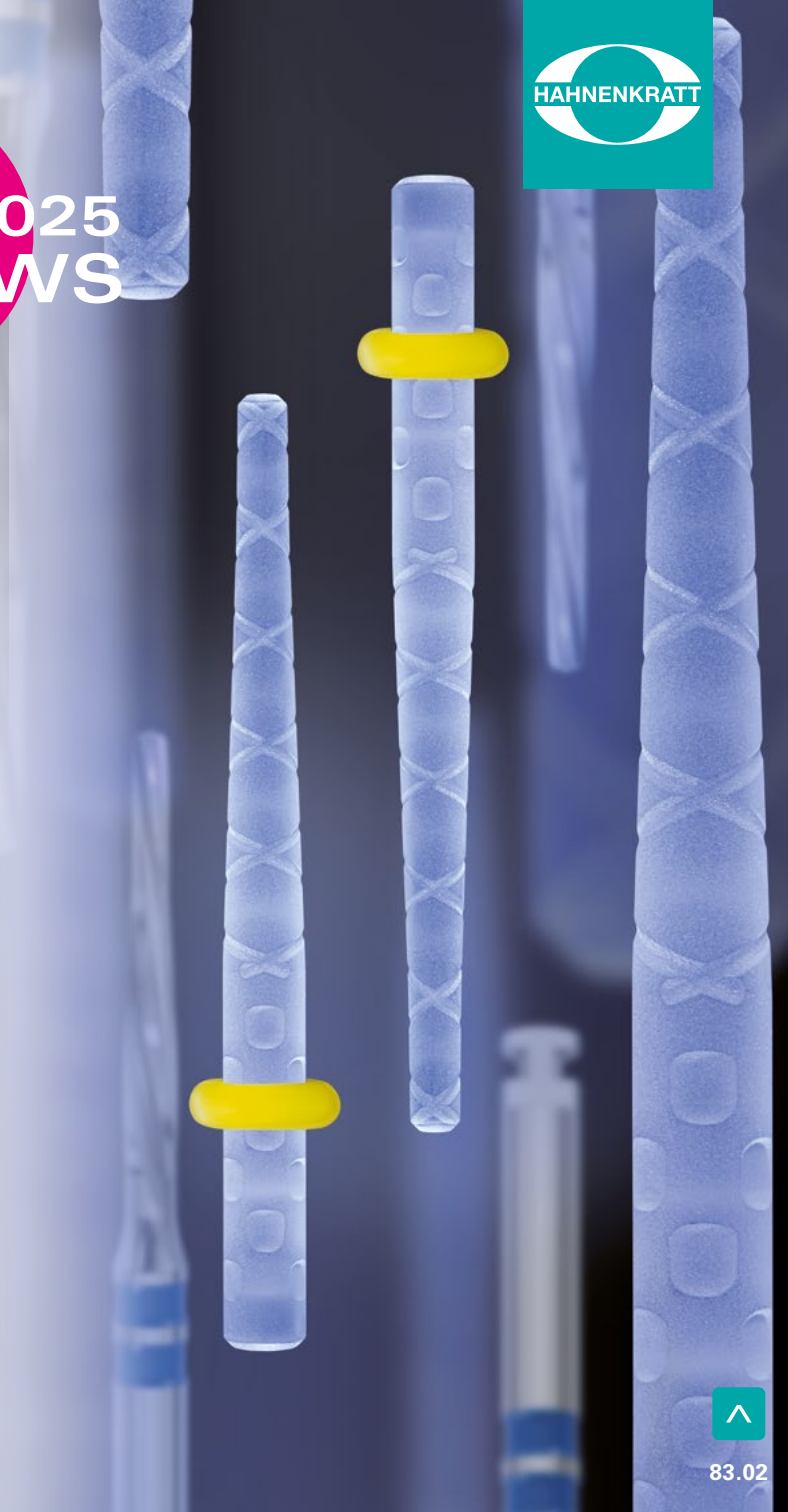

pro LightTransmitting

extends across the entire apical post area, enabling an optimized and simultaneously shortened primary curing of the composite right up to the apical tip of the root post.

In a tightly scheduled procedure, every second counts. These saved seconds allow the dentist to proceed to the next step without any time loss.





Flexural Strength According to DIN EN ISO 178: Plastics – Determination of Flexural Properties

At the Leibniz Institute for Composite Materials of the Technical University of Kaiserslautern, three-point bending tests were conducted on our CYTECpro root posts as well as on root posts from five competing manufacturers.

These results are transferable to CONTECpro, as both posts have the same surface mesh structure.

Test Setup
Determination of Flexural Properties of Root Posts According to DIN EN ISO 178

Material:	Root posts made of glass fiber, round
Diameter:	approx. 1.5 mm
Number of Test Series:	7
Number of Samples per Series:	4

Setup

Testing Machine:	Zwick Retroline 1445
Load Cell:	10 kN
Pre-load:	0.1 N
Test Speed:	2 mm/min
Span Length:	12 mm
Temperature:	Room temperature
Relative Humidity:	50 %rH

Both HAHNENKRATT root posts achieve an almost equally high flexural strength with the following values:

1.400 MPa – CYTEC eco
1.430 MPa – CYTECpro eco

GRAFIK BIEGEFESTIGKEIT

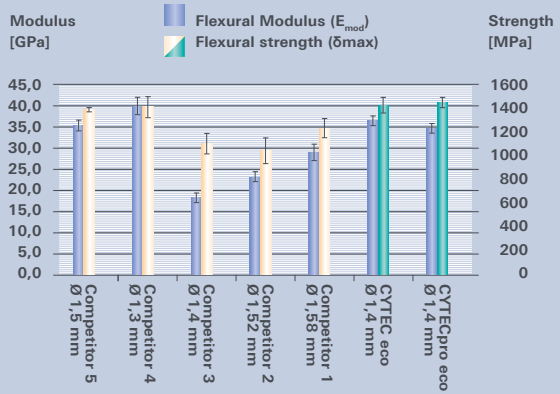

Tests conducted in October 2025 at the Leibniz Institute for Composite Materials, Technical University of Kaiserslautern

Optimized adhesion through a microporous, micro-retentive surface.

The additional mesh structure on the surface of the CONTECpro post enhances the adhesive bond between the post's microporous surface and the composite. The result is optimized retention – without the use of silane – simple and efficient.

Findings from a scientific study conducted at the University of Rostock confirm this for Cytec root posts.

These results are transferable to CONTECpro, as both posts have the same surface mesh structure.

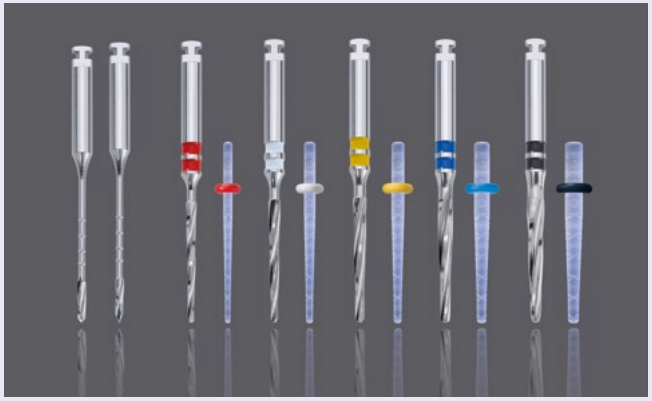

▲ CONTECpro five sizes



In the comparison, CYTEC blanco achieved the highest bonding strength. This shows that the unique surface structure of our root posts supports micro-retentive adhesion, leading to optimised bonding between the post and the adhesive bonding material.

Published in Biomed Tech 2009
Scientific study at the University of Rostock

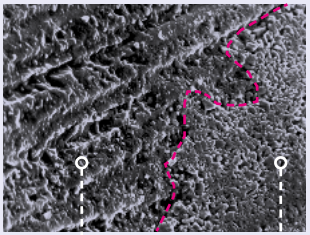

Root post with bonder
Fibrous structure still visible



Root post with bonder + composite

CONTECpro

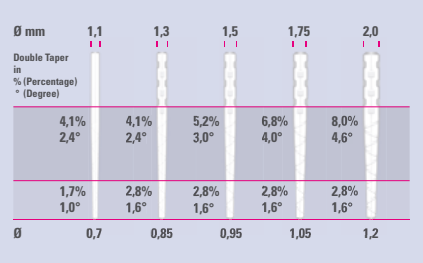



REF 44800 CONTECpro, Standard Set
All Sets are shipped in a SHIPPING BOX.



Refill Pack

CONTECpro Root Post System		universal	1,1 mm	1,3 mm	1,5 mm	1,75 mm	2,0 mm
	Code	–	red	white	yellow	blue	black
Instruments	**package of**	**REF**					
 Pilot Drill with guiding tip	1	42010					
 Pilot Drill with cutting tip	1	43000					
 Calibration Drill	1		4400 D11	44001	44002	44003	44004
CONTECpro	**package of**	**REF**					
Standard Set 2 Pilot Drill univ. 5 Calibration Drill 21 Root Post	1	44800					
Test Set 2 Pilot Drill univ. 1 Calibration Drill 3 Root Post	1	44810					
ChangeOverSet 2 Pilot Drill univ. 5 Calibration Drill	1	44800COS					
 Root Post	5		4480D11C5	44801C5	44802C5	44803C5	44804C5
 Root Post	10		4480D11	44801	44802	44803	44804
System Box + Organizer, empty	1	10002 + 10100					

CONTECpro eco

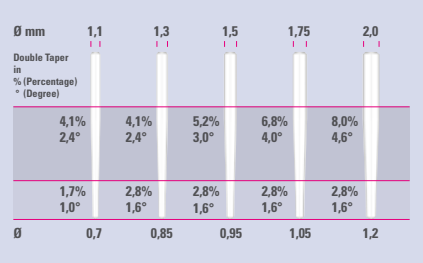



REF 44900 CONTECpro eco, Standard Set
All Sets are shipped in a SHIPPING BOX.



REF 10002 (empty)

CONTECpro eco Root Post System			universal	1,1 mm	1,3 mm	1,5 mm	1,75 mm	2,0 mm
		Code	–	red	white	yellow	blue	black
Instrumente		**package of**	**REF**					
	Pilot Drill with guiding tip	1	42010					
	Pilot Drill with cutting tip	1	43000					
	Calibration Drill	1		4400 D11	44001	44002	44003	44004
CONTECpro eco		**package of**	**REF**					
Standard Set	2 Pilot Drill univ. 5 Calibration Drill 21 Root Post	1	44900					
Test Set	2 Pilot Drill univ. 1 Calibration Drill 3 Root Post	1	44910					
ChangeOverSet	2 Pilot Drill univ. 5 Calibration Drill	1	44900COS					
	Root Post	5		4490D11	44901	44902	44903	44904
System Box + Organizer, empty		1	10002 + 10100					

Matrixes

Stainless Steel

Micro thin:
0,03 / 0,04 / 0,05 mm

Outstanding tensile strength
HAHNENKRATT matrixes and matrix bands are produced in various shapes. The stainless steel offers outstanding tensile strength.

Practical dispenser
for matrix bands on a roll. The top opening of the dispenser allows for easy sliding out of the matrix band, and if necessary, the band can also be easily pushed back into the dispenser.



Nyström 0,04 mm

1

2

3

4

5

6

7

Drawings on a scale of 1:1

Matrixes

Ivory 0,04 mm

11

12

13

14

15

16

Tofflemire 0,04 mm

101 

102 

103 

113

150 **Siqveland**
narrow: 5 x 85 mm

151 **Siqveland**
wide: 6 x 85 mm

Drawings on a scale of 1:1

Matrixes









Matrixes 0,04 mm	REF						
box of 12	40X1	40X2	40X3	40X4	40X5	40X6	40X7
	40X11	40X12	40X13	40X14	40X15	40X16	
	40X101	40X102	40X103	40X113	40X150	40X151	
box of 100	41X1	41X2	41X3	41X4	41X5	41X6	41X7
	41X11	41X12	41X13	41X14	41X15	41X16	
	41X101	41X102	41X103	41X113	41X150	41X151	

Matrix bands in cardboard dispenser

roll of 1m thickness in mm			width	roll of 3 m thickness in mm			width	roll of 10m thickness in mm		
0,03	0,04	0,05		0,03	0,04	0,05		0,03	0,04	0,05
10134	10144	10154	4 mm	10334	10344	10354	4 mm	10034	10044	10054
10135	10145	10155	5 mm	10335	10345	10355	5 mm	10035	10045	10055
10136	10146	10156	6 mm	10336	10346	10356	6 mm	10036	10046	10056
10137	10147	10157	7 mm	10337	10347	10357	7 mm	10037	10047	10057

Matrix Retainers

High-Quality Finish in Stainless Steel

Ergonomic handling
is achieved through a ball bearing mechanism of the screw, made of PEEK.

Rounded edges
minimize the risk of injury.

The matrix retainer
securely holds the ends of the matrix bands.



Matrix Retainers

Ivory-Form

REF 1



Tofflemire-Form Universal

REF 21 with removable sliding carriage
for easy cleaning
REF 25 with permanent fixed
sliding carriage



Ivory-Form

REF 12 with shields

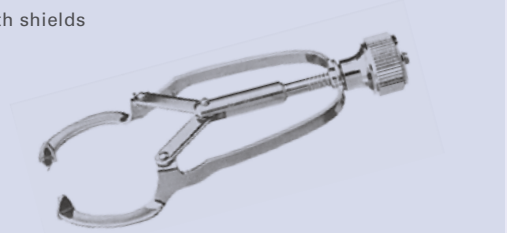

Ivory-Form

with protection shield
REF 8X5: Width 5
REF 8X6: Width 6
REF 8X7: Width 7



Nyström-Form

REF 20: 1 Pair
REF 20XI: I = left
REF 20XII: II = right



RIVETING WHEELS

While using riveting wheels no gold is removed.

For correction
of crowns with overhanging edges

For smoothing
porous castings

For riveting
of long pivoteeth



RIVETING WHEELS

REF 320
Ø 8



scale 1:1

REF 321
Ø 10



scale 1:1

REF 322
Ø 12



scale 1:1

FLEXIVO DENTAL

Flexivo Dental
Distributor in the USA

www.flexivodental.com
+1 (747) 766-4200
info@flexivodental.com