

**FLEXIVO** DENTAL



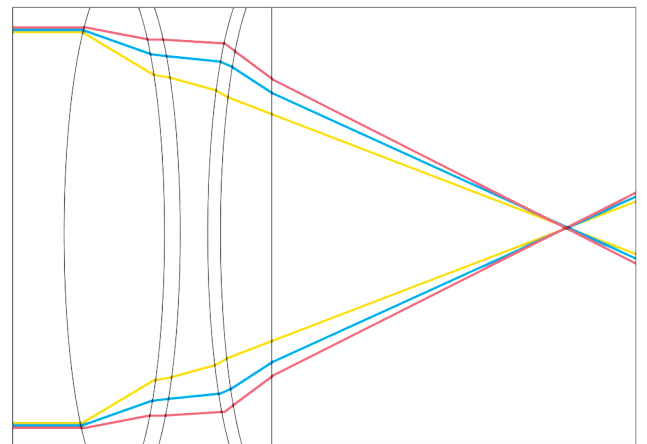
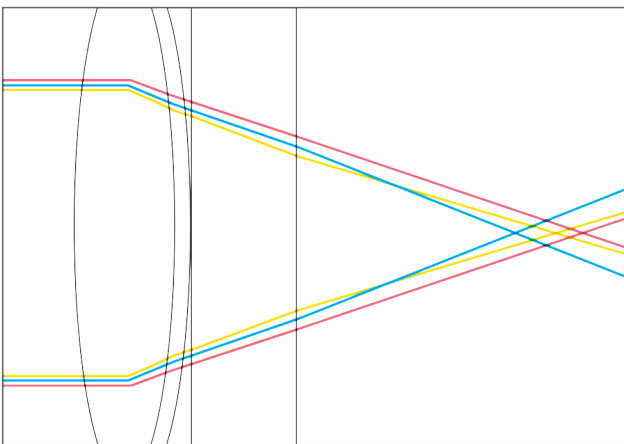
# Flexivo EndoZoom Series

Dental Surgical Microscope

Make **Diagnosis** and **Treatment** Smarter







Over **20** years of optical design experience



## Cutting-edge Optics

World-class optical lens with Apochromatic Design(APO), able to remove color difference, improve articulation index and increase the depth of field.

## Multi-function Knob

-  Brightness Adjustment
-  Capturing and Filming
-  Filters Selection
-  Fluorescence



Orange filter

White light source

Green filter

Fluorescent light source



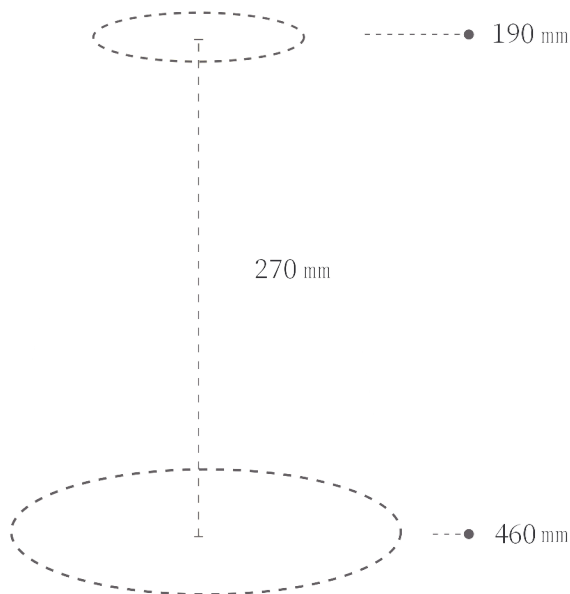
## Improve Efficiency and Focus

Not just single hand control, all the microscope functions within one thumb-operated coverage.

## Single Finger Control

With only one finger, you can reach the magnification knob, multi-function knob and variofocus objective lens with upright sitting position.





## Information Display

The LED display will be visually showing filter mode, zoom magnification factor and illumination statuses. It is very helpful in teaching process.



## Varifocus Objective

Variable working distance of 190 mm - 460 mm, reduce instrument interference on the microscope.



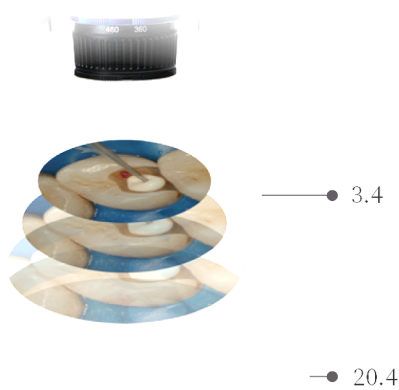
## Superb Balance Arm

Equipped with dual-joint balance adjustment, the balance arm assures an ultra-smooth and ergonomic extension for dentists.



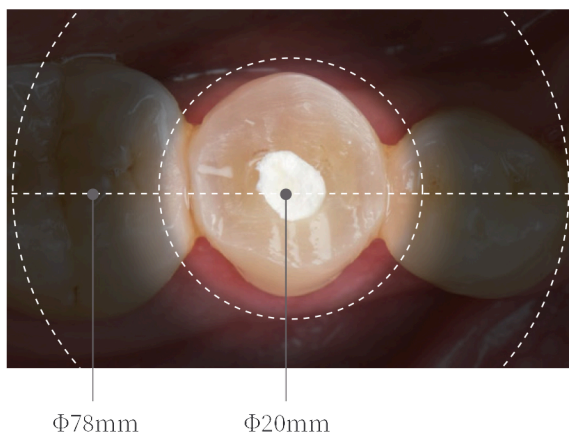
## Motorized Continuous Zoom System

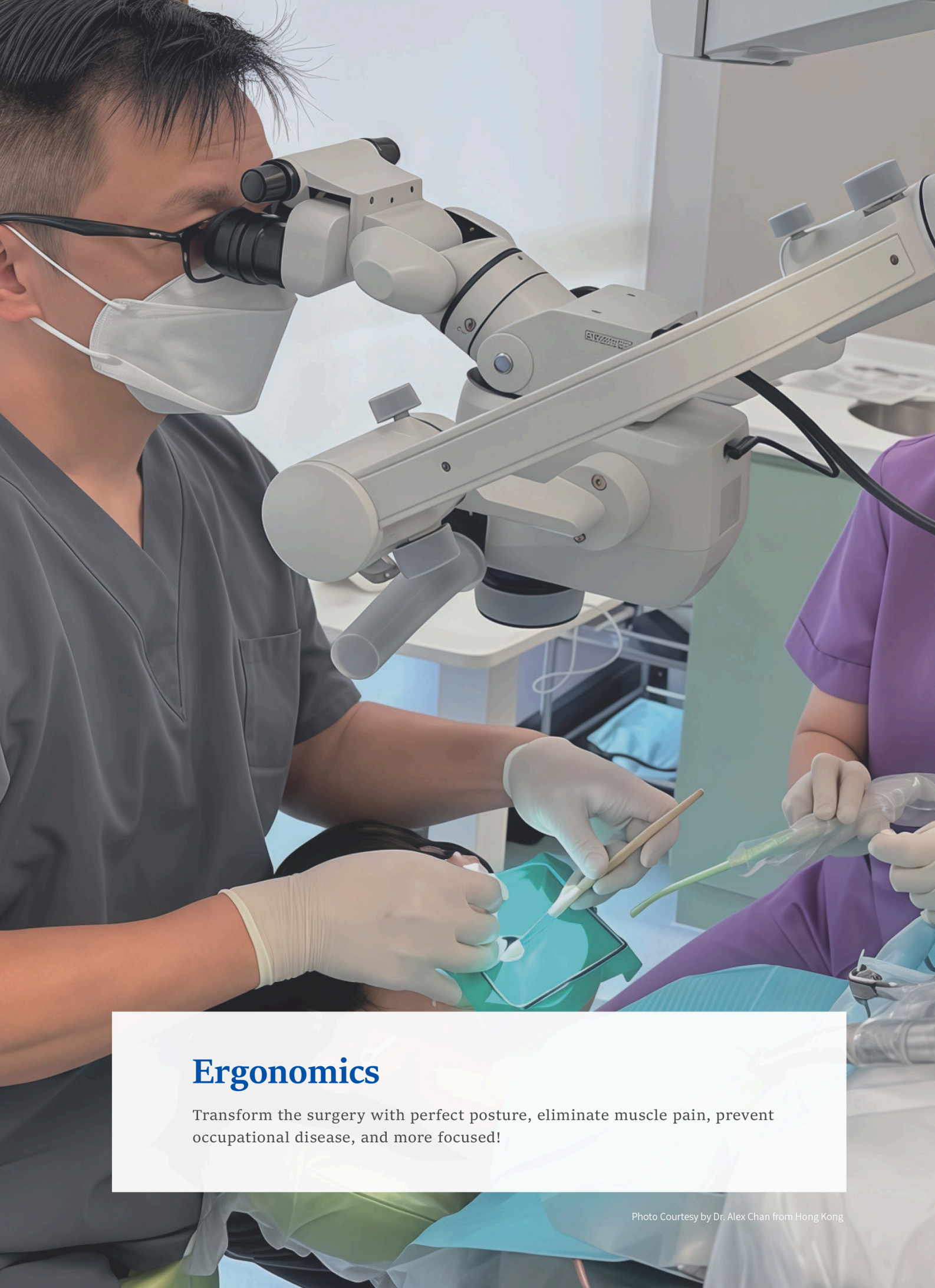
Compared to traditional mechanical magnification, the motorized continuous magnification system allows for a better experience with uninterrupted adjustment of magnification during the procedure.



## Zoom Aperture Adjustment

Meet the aperture size requirements of different surgical scenes. At the same time, we can also protect the patient's eyes when working at a large working distance.





## Ergonomics

Transform the surgery with perfect posture, eliminate muscle pain, prevent occupational disease, and more focused!

## More Option for Updating to Owl-Swing System



### Safety-Limited Arm Design

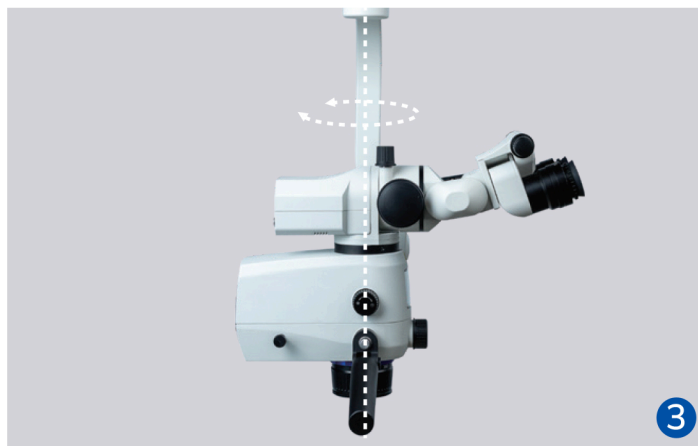
Safety-limited arm design which can let you decide your own microscope's safe working distance during surgery.



## Straight Down Arm

As the lens rotates around the balance arm rotation axis, the optical axis and the balance arm rotation axis remain coincident.

When sitting at 12 o'clock position or 9 o'clock position, the optical axis keeps it still.



## Pendulum Design

The eyepiece keeps in its original position during the pendulum movement.



## Single Damping Locker

Help the microscopes to hover at the same position after changing it during the surgery.



## Foldable Handle

More ergonomic. Different handle designs allow dentists to choose the shape that best suits them during surgery, helping to prevent discomfort in the wrist area during long procedures.





Iris diaphragm  
( Increase depth of field )



Rotation ring




6 in 1 Module  
Varifocus for the Camera



30° Binocular extender



Beam splitter



Integrated camera

Min Monitor Resolution  
1080P@60Hz

**4K**

# Specifications

Dental Surgical Microscope	EndoZoom625	EndoZoom626
Zooming Magnification 3.4x-20.4x	●	●
180° Tiltable Binocular with PD Adjustment	●	●
12.5 x Wide-Field Eyepieces, Diopter Adjustable of Eyepiece ± 7 D	●	●
IPD 52 mm - 75 mm	●	●
Multi-Function Knob	●	●
Information Display	●	●
Illumination Intensity >100000 lx	●	●
Built-in LED	●	●
Zoom Light Aperture	●	●
<b>Objectives</b>		
Varifocal 270, F=190 mm - 460 mm	●	●
Dust Cap for Objective Lens	●	●
<b>Functions/Filters</b>		
Motorized continuous zoom	●	●
Orange Filter & Green Filter	●	●
Fluorescence Mode		●
APO Design	●	●
<b>Digits</b>		
6 in 1 Module: (Binocular Extender + Beam Splitter + Rotation Ring + Varifocus + 4K Camera + Iris)	●	●
<b>Mounting System</b>		
Floor Mount, Ceiling Mount, Wall Mount, Desktop	●	●
<b>Accessories</b>		
Iris Diaphragm (Increase the Depth of Field)	●	●
30° Binocular Extender with Built-in Beam Splitter	●	●
25° Binocular Rotation Ring	○	○
Foot Switch (Optional Camera Type: Sony, Canon or Nikon)	○	○
Digital Camera Adaptor (Optional: Sony, Canon or Nikon)	○	○
360° Cell Phone Adaptor	○	○
Built-in Battery and HDMI Cable (Optional Camera Type: Sony, Canon or Nikon)	○	○
Monitor Arm	○	○
27" or 32" LG Ultrafine 4k UHD Monitor	○	○
Anker USC C Hub	○	○
Sandisk 125GB Extreme PRO USB 3.2 Flash Drive	○	○
<b>Balance Arm</b>		
Superb Balance Arm	●	●
Coaxial Hanging Arm		●
Adjustable Handle Arm Design (Advanced Ergonomics)		●
Pendulum Movement System	○	●



# EndoZoom 626 PRO with Flexivo EndoStream FES™

Exclusively designed by Flexivo Dental, providing seamless recording, streaming, and documentation capabilities for modern dental microscopy.

This unique system allows simultaneous display of the microscope image on a 4K monitor and smartphone, while recording high-quality video and audio directly to your mobile device. With live streaming capabilities, Bluetooth wireless microphone, universal smartphone compatibility, dedicated software, and up to 8 hours of battery life at each charge, it is the ideal solution for education, case documentation, content creation, remote collaboration, and live presentations.

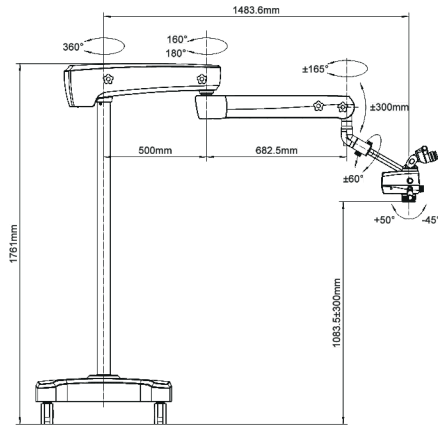
## Key Features

- Simultaneous display on a 4K monitor and smartphone
- Direct recording and storage on a mobile device
- High-quality video recording with synchronized voice/audio
- Live streaming directly from your phone
- Includes two Bluetooth wireless microphones for professional voice narration
- Compatible with iPhone and Android devices
- Up to 8 hours of continuous battery life on a single charge
- Real-time image sharing with assistants, students, and patients

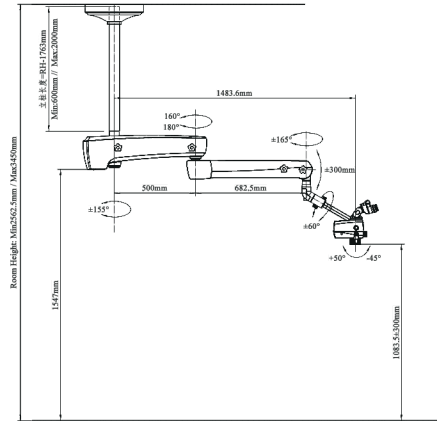


# Suspension System Options

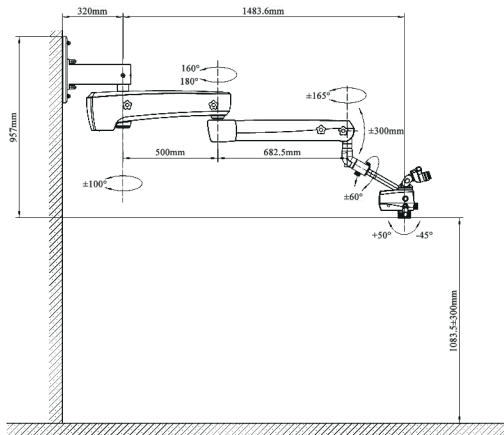
## Floor mount



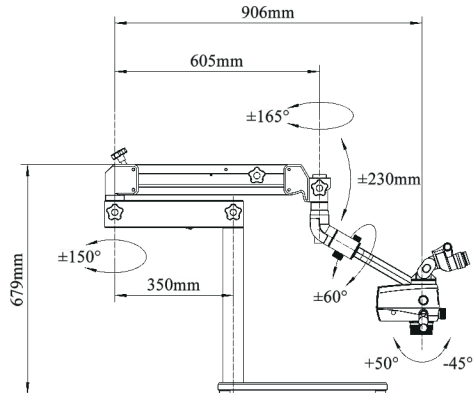
## Ceiling mount



## Wall mount



## Desktop



## FLEXIVO DENTAL

📍 Los Angeles, California 🇺🇸

☎ +1 (747) 766-4200

✉ Info@flexivodental.com

🌐 www.Flexivodental.com

Make Diagnosis and  
Treatment Smarter

## How to Connect:




 Website



 Instagram



 Whatsapp

**FLEXIVO** DENTAL  
www.flexivodental.com